

We celebrate

10th

2015-2025

anniversary
of industrial
paint application

Product catalog 2025


Spray and fluid handling equipment

Four product groups endless options

APPLICATION



PUMPS & FLUID HANDLING



CONTROL UNITS



GLUING EQUIPMENT




Table of content

01	Dürr at a glance	4
02	Paint application	8
	Rotary atomizers	10
	Spray guns	14
	Spray guns airspray	15
	Spray guns air-assist	27
	Spray guns airless	32
	Spray guns ESTA	37
	Overspray-free application	40
	Color changers	43
	Cleaning devices	47
	Fluid board	52
03	Material supply	55
	Paint supply system	57
	EcoSupply2 Core	59
	EcoSupply P Core	60
	Pressure pots	63
	Dosing units	67
	Pumps	75
	Fluid handling	95
	Pressure regulators	96
	Pressure relief valves	104
	Agitators	106
	Filters	111
	Pressure gauges	116
	Hoses and fittings	119
04	Process controllers	129
	EcoAUC	131
	EcoPUC A	134
05	Gluing equipment	136
	Applicators	138
	EcoGun 1K MAN	139
	Material supply	140
	EcoRAM	141
	EcoPump VPS	144
	Pressure regulators	145
06	Solutions in Action	146
	ready2integrate	147
	Success stories	149
	Trials - the key to happy customers	150
07	Marketing	151

WHATS IS NEW:

- **EcoGun 910** - new variants with 125ml cup added (page 19)
- **EcoGun AL AUTO** - part numbers updated now only available variants with tungsten carbide nozzle seats (page 36)
- **EcoGun AS MAN EC/DC** - additional nozzles added (page 38)
- **EcoSupply P Core** - part number and config table added (page 62)
- **EcoPump2 VP** - new variants with PTFE packings (page 79)
- **EcoPump2 VP Core Package** - new core version of high-pressure painting device (page 88)
- **Success stories** - check how our products are appreciated by customers (page 149)

WEBSHOP - ONLINE CATALOG & MORE



shop.durr.com

- Always most up to date product information
- Product configuration to select right product variant

01

Dürr at a glance

The Dürr Group is one of the world's leading mechanical and plant engineering firms with particular expertise in the technology fields of automation, digitalization, and energy efficiency. Its products, systems, and services enable highly efficient and sustainable manufacturing processes – mainly in the automotive industry and for producers of furniture and timber houses, but also in sectors such as the chemical and pharmaceutical industries, medical devices, electrical engineering, and battery production. In 2023, the company generated sales of €4.6 billion. The Dürr Group has around 20,000 employees and 141 business locations in 33 countries, and it operates in the market with four divisions



Dürr Group brands



The long-established brand Dürr has been a byword for continuous innovation since 1896, with a wide range of products in robot, process and

assembly technology for all areas of vehicle production, focusing on painting and final assembly lines. Dürr also offers painting technology for general industry. In the field of environmental technology, Dürr supplies efficient systems for exhaust air purification, for increasing the efficiency of production processes and for sound insulation technology for a wide range of industries. Smart automatic and supervisory control systems and an efficient service offering complete the portfolio.



Schenck stands for over 115 years of quality and innovation in balancing and diagnosis technology. Over this time, Schenck contributed a great

deal to their technical development and are today the world market leader. Our balancing and diagnostic systems ensure that your plane lands safely, that your razor runs quietly and smoothly and that you can enjoy the comfort of your car for long time. Jet engines, razors or engines running smoothly and without vibration will not produce excessive noise, which may be transmitted to other components or cause malfunction. Schenck RoTec provides the technology to ensure this.



We are the world's leading manufacturer of machines and systems for the wood-working industry and trades.

As a global player, we operate


international production plants as well as sales and service companies. The HOMAG Group offers its customers solutions for digitized production, based on digital data continuity from point of sale through the entire production process, combined with a comprehensive software suite.


Our customers use high-tech machines and systems from the HOMAG Group to produce home and office furniture, kitchens, parquet and laminate flooring, windows, doors, staircases and even complete prefabricated timber-frame buildings.



Divisions of the Dürr Group

- **Automotive:**
painting technology, final assembly, testing and filling technology
- **Clean Technology Systems:**
air pollution control, coating systems for battery electrodes, and noise abatement systems
- **Industrial Automation:**
automated assembly and test systems for automotive components, medical devices, and consumer goods as well as balancing technology
- **Woodworking:**
machinery and equipment for the woodworking industry





02

Paint application



Product groups

Rotary atomizers	10
Spray guns	13
Overspray-free application	37
Color changers	40
Cleaning devices	44
Fluid board	49



Rotary atomizers

State of the art paint application



Product families

EcoBell2 SL - rotary atomizers external or direct charge



EcoBell2 SL

Rotary atomizers with external or direct charge

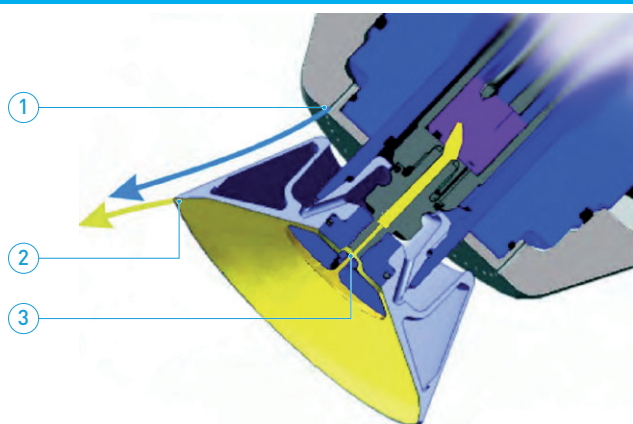
EcoBell2 SL is an electrostatic charged, state of the art rotary atomizer. Unique design and high transfer efficiency make this device to the perfect choice for everyone who is requiring top quality results. The very fine and smooth atomization is suitable even for the highest quality requirements and is moreover characterized by a transfer efficiency that is typically way higher than for pneumatic atomizers. Water-borne, solvent-borne as well as UV-paints can be processed, no matter if they contain metallic flakes or not.



PRODUCT LINE				
	EcoBell2 SL EC	EcoBell2 SL DC *	EcoBell2 SL EC 1K m.RF	EcoBell2 SL DC 1K m.RF *
Part No.	N34150003	N34150004	N34150005	N34150006
Charge	External	Direct + No Charge	External	Direct + No Charge
Technical highlights	Rotary atomizer with dual shaping air technology, one main needle. External electrodes to charge the atomized paint.	Rotary atomizer with dual shaping air technology, one main needle. Paint charged internally.	Rotary atomizer with dual shaping air technology, one main needle. External electrodes to charge the atomized paint. Dump valve.	Rotary atomizer with dual shaping air technology, one main needle. Paint charged internally. Integrated dump valve. Dump valve.
Field of use	Suitable for water-borne applications. Galvanic separation to the paint supply is not required.	Suitable for solvent-borne, water-borne and UV-paint applications as well as for non charged applications.	Suitable for water-borne applications. Galvanic separation to the paint supply is not required.	Suitable for solvent-borne, water-borne and UV-paint applications as well as for non charged applications.

* electrical conductivity of 0.005 to 0.038 $\mu\text{S}/\text{cm}$ are suitable (directly electrically charged (60kV)), Ransburg resistance from 200 to 1600k Ω

TECHNICAL ILLUSTRATION



1 Shaping air flow, 2 Paint atomization, 3 Paint supply

CUSTOMER BENEFITS



Two independently controllable shaping airs and special designed bell cup allows maximum spray pattern flexibility

External high voltage generator with high capacity ensures a stable high voltage supply even under the harshest conditions

All rotary atomizers are rated for ATEX Zone 1

Suitable bell cups from aluminium and titanium for every kind of application

Well proven quality, reliability and robustness in thousands of applications

High efficiency turbine for a very low compressed air consumption

Isolated paint supply is not needed for external charge applications

EcoBell2 SL

Rotary atomizers with external or direct charge



BELL CUPS

	D52 O.R. VS-D40	D52 GR0,4 VS-D40	55 GR0,4 VS-D22 EcoBell A	D55 STK VS-D22 EcoBell AS
Part No.	N16310020	N16310021	N16310004	N16310005
Compatible atomizers	EcoBell2 SL DC	EcoBell2 SL DC	EcoBell2 SL EC	EcoBell2 SL EC
Diameter	52 mm	52 mm	55 mm	55 mm
Serration	None	Yes	Yes	None
Field of use	Primers, base coats.	Clear coats, metallic paints.	Clear coats, metallic paints.	Primers, base coats.

Complete list of accessories can be found in the webshop.



NOZZLES

Part no.	Description
M09020136	Nozzle d=0.5mm
M09020137	Nozzle d=0.65mm
M09020143	Nozzle d=0.7mm
M09020138	Nozzle d=0.8mm
M09020144	Nozzle d=0.9mm
M09020139	Nozzle d=1.0mm
M09020145	Nozzle d=1.1mm

Part no.	Description
M09020140	Nozzle d=1.2mm
M09020171	Nozzle d=1.3mm
M09020141	Nozzle d=1.4mm
M09020760	Nozzle d=1.5mm
M09020761	Nozzle d=1.7mm
M09020762	Nozzle d=1.9mm

EcoBell2 SL

Rotary atomizers with external or direct charge



ACCESSORIES - EcoBell2 SL

	Add-on unit atomizer 60° with lock	Atomizer seat L140 EcoBell	Hand earthing stick	Set of installation tools
Part No.	N34850018	N44050010 (DC) / N44050015 (EC)	N65040001	W02100112 (DC) / W02100113 (EC)
Compatible atomizers	EcoBell2 SL DC / EC	EcoBell2 SL DC / EC	EcoBell2 SL DC / EC	EcoBell2 SL DC / EC
Usage	Robotic installations.	Fixed or reciprocator installations.	Discharging of EcoBell before maintenance.	Tool set to maintain EcoBell atomizer (f. n34150003 – n34150006).




	Special cutter	Installation tool assembly EcoBell2	HT connection cpl. 10m external charging	Connection cable flange package HT 10m
Part No.	W12600018	W02020255	M01530016	E09060505
Compatible atomizers	EcoBell2 SL DC / EC	EcoBell2 SL DC	EcoBell2 SL EC	EcoBell2 SL DC
Usage	Tool designed to clean dried paint from the M18 thread.	Allows to make atomizer maintenance works outside of application position (e.g. robot or reciprocator).	—	—



	Connection cable flange package gr. 10m	Flange Package EB2 SL M.RF M.WAR EWS L10m	Flange package EcoBell2 SL WAR EWS L10m	Direct charge adapter Kawasaki
Part No.	E09060503	N34770112	N34770092	N34810018
Compatible atomizers	EcoBell2 SL EC	EcoBell2 SL DC / EC with return	EcoBell2 SL DC / EC no return	EcoBell2 SL DC
Usage	—	10 m long hose kit to connect rotary atomizer with control unit (EcoAUC)	10 m long hose kit to connect rotary atomizer with control unit (EcoAUC)	Provide safe use of direct charge rotary atomizers on third party robots.

Complete list of accessories can be found in the webshop.



Spray guns



Products

- Spray gun airspray – manual and automatic low-pressure atomizers
- Spray gun air assist – manual and automatic high-pressure atomizers
- Spray gun airless – manual and automatic high-pressure atomizers
- Spray guns ESTA – manual electrostatic spray guns





Spray guns airspray

Manual and automatic spray guns



Product families

EcoGun AS MAN – manual air spray guns


EcoGun AS AUTO – automatic air spray guns



EcoGun AS MAN

Manual air spray guns

The Dürr collection of manual air spray guns is designed for all kind of tasks in multiple application areas. The line of gravity feed spray guns are primarily used for coating of smaller area like car body repairs, furniture lacquer application and others. There is also a line of pressure feed spray guns which are primarily used for larger area painting. Special variants of spray guns are available for heavy duty application of high solid materials like enamels or glazes.



Watch
product
video



PRODUCT LINE			
	EcoGun 116	EcoGun 910	EcoGun ACE
Part No.	see page no. 19	see page no. 19	N36270001 *
Feeding	Gravity	Gravity	Gravity
Connector fluid	G3/8" / M16x1.5 (male)	G3/8" (male)	SPA system
Connector air	G1/4" (male)	G1/4" (male)	G1/4" (male)
Max. air pressure	6.0 bar (87 psi)	8.0 bar (116 psi)	7,0 bar (101 psi)
Nozzle sizes	1.0 / 1.2 / 1.3 / 1.4 / 1.6 / 1.8 / 2.0 / 2.2 / 2.8 / 4.0 mm	0.5 / 0.8 / 1.0 / 1.2 / 1.3 / 1.4 / 1.6 / 1.8 / 2.0 / 2.5 / 3.0 mm	1.2 / 1.3 / 1.4 / 1.6 / 1.8 / 2.0 / 2.5 mm **
Technical highlights	Bottom air inlet regulator. Optional extensions. Different material connectors available.	Air inlet regulation lever on top. Needle adjustment lock. Fine quality nozzles. Bayonet air cap and needle connection system.	Revolutionary disposable nozzle system ACE-SPE. Air inlet regulation lever on top. Fine quality nozzles. Quick Clip technology: removal and installation of the needle without changing the preset needle stop.
Field of use	General paint application. Primers, fillers, top coats in general industry etc. Low duty abrasive materials like glazes, enamels or zinc paints.	Fine finish coatings. Top coats, clear coats, automotive fillers and primers.	Fine finish coatings. Top coats, clear coats, automotive fillers and primers.

* Spray gun with retaining ring. Air cap, needle, disposable nozzle and cup to be ordered separately

** Complete disposable nozzle sets ACE-SPE available as accessory

CUSTOMER BENEFITS




Top level quality coating

Simple to use, easy to maintain

Wide range of nozzle types to cover all applications

TECHNICAL ILLUSTRATION - EcoGun ACE



1 Disposable cup SPA EASY LINE MIX, 2 Disposable cup SPA EASY LINE,
3 Air cap (CF or LF/LVLP), 4 Disposable nozzle insert ACE-SPE

EcoGun ACE

Manual air spray gun with disposable nozzle system

PARTS & DELIVERY SCOPE



HOW TO ORDER

Example 1:

EcoGun ACE with LF air cap, 1.3 mm nozzle and 500 ml easy line mix cup

Part	Example variant	Part number to order
Spray gun body	—	N36270001
Cup	Easy line mix - 500ml	N08010104
Nozzle insert	1.3 mm	M09140051
Air caps	LF/LVLP (B) 1.3-1.6mm	M35030299
Needle	1.2- 1.4mm ACE	M32020695

Example 2:

EcoGun ACE with CF air cap, 1.8 mm nozzle and 550 ml easy line cup

Part	Example variant	Part number to order
Spray gun body	—	N36270001
Cup	Easy line - 550ml	N08010102
Nozzle insert	1.8 mm	M09140054
Air caps	CF (C) 1.8-2.5 mm	M35030300
Needle	1.8mm ACE	M32020678

1 Spray gun body

N36270001	Complete spray gun body + retaining ring
-----------	--

2 Single-use cups SPA-System – easy line mix *

N08010103 (67300)	300ml (60 cups with lid in a carton)
N08010104 (67500)	500ml (60 cups with lid in a carton)
N08010105 (67800)	800ml (60 cups with lid in a carton)

3 Single-use cups SPA-System – easy line *

N08010102 (68000)	550ml (60 cups with lid in a carton)
-------------------	--------------------------------------

4 Nozzle inserts *

M09140050 (46012)	1.2mm (20 pcs in a bag)
M09140051 (46013)	1.3mm (20 pcs in a bag)
M09140052 (46014)	1.4mm (20 pcs in a bag)
M09140053 (46016)	1.6mm (20 pcs in a bag)
M09140054 (46018)	1.8mm (20 pcs in a bag)
M09140055 (46020)	2.0mm (20 pcs in a bag)
M09140056 (46025)	2.5mm (20 pcs in a bag)

5 Air caps

M35030296	CF (A) 0.5-1.2 mm
M35030298	CF (B) 1.3-1.6 mm
M35030300	CF (C) 1.8-2.5 mm
M35030297	LF/LVLP (A) 0.5-1.2mm
M35030299	LF/LVLP (B) 1.3-1.6mm
M35030301	LF/LVLP (C) 1.8-2.5mm

6 Needles

M32020695	1.2-1.4mm ACE **
M32020677	1.6mm ACE
M32020678	1.8mm ACE
M32020679	2.0mm ACE
M32020680	2.5mm ACE

* Order nozzles and cups at:

Dürr Systems AG,
Carl-Benz-Str. 34, 74321 Bietigheim-Bissingen, Germany
or

Lackiersysteme GmbH, Braike 77, 73230 Kirchheim unter Teck,
Germany (order number in brackets)

** Needle compatible with nozzle inserts 1.2, 1.3 and 1.4mm

EcoGun AS MAN

Manual air spray guns



PRODUCT LINE

	EcoGun 246	EcoGun 249
Part No.	see page no. 20	see page no. 20
Feeding	Pressure	Pressure
Connector fluid	M14x1.5 / 3/8" Universal (male)	M14x1.5 / 3/8" Universal (male)
Connector air	G1/4" (male)	G1/4" (male)
Max. air pressure	6.0 bar (87 psi)	6.9 bar (100 psi)
Max. fluid pressure	6.0 bar (87 psi)	6.9 bar (100 psi)
Nozzle sizes	1.0 / 1.2 / 1.4 / 1.8 / 2.2 / 2.8* / 4.0* mm	1.0 / 1.2 / 1.4 / 1.8* / 2.2 mm
Technical highlights	Air inlet regulation lever on top. Different material inlets. Optional extensions. Stainless steel material path.	Bottom air inlet regulator. Needle adjustment lock. Fine quality nozzles. Different material inlets, heavy duty hardened nozzles. Stainless steel material path.
Field of use	General paint application. Primers, fillers, top coats, stains in general industry etc. Low duty abrasive materials like glazes, enamels or zinc paints.	Fine finish coatings. Stains, top coats, clear coats, automotive fillers and primers. Heavy duty abrasive materials like glazes, enamels or zinc paints.

* nozzles available as accessory only



ACCESSORIES - GRAVITY CUPS

	600 ml G3/8"	600 ml G3/8"	600 ml M16x1.5	125 ml G3/8"	2000 ml G3/8" male
Part No.	N08010034	N08010075	N08010040	N08010031	N08010055
Material	Nylon	Nylon	Nylon	Nylon	Nylon
Filter sieve	0.275 mm	none	0.275 mm	none	none
Related spray guns	EcoGun 116 EcoGun 910	EcoGun 116 EcoGun 910	EcoGun 116	EcoGun 116 EcoGun 910	for small paint supply systems

EcoGun AS MAN

Manual air spray guns



ACCESSORIES - GRAVITY CUPS

	600 ml G3/8" AL	1000 ml G3/8" AL	EASY LINE	EASY LINE MIX
Part No.	N08010106	N08010107	N08010102 (550ml)	N08010103 (300ml) N08010104 (500ml) N08010105 (800ml)
Material	Aluminium	Aluminium	PP	PP
Filter sieve	none	none	Optional *	Optional *
Related spray guns	EcoGun 116 EcoGun 910	EcoGun 116 EcoGun 910	EcoGun ACE	EcoGun ACE

* M13060025 - SIEVE INSERT 195µm BLUE 70195 (60 pcs in a bag), M13060026 - SIEVE INSERT 125µm GREEN 70125 (60 pcs in a bag), M13060027 - SIEVE INSERT 105µm RED 70105 (60 pcs in a bag)

ORDER NUMBERS

EcoGun 116

Part no.	Air cap	Nozzle size	Cup
N36200283	AL	1.2	Cup 600 ml, M16x1,5
N36200284	AL	1.3	Cup 600 ml, M16x1,5
N36200148	AL	1.4	Cup 600 ml, 3/8"
N36200285	AL	1.4	Cup 600 ml, M16x1,5
N36200286	AL	1.6	Cup 600 ml, M16x1,5
N36200110	AL	1.8	Cup 600 ml, 3/8"
N36200287	AL	1.8	Cup 600 ml, M16x1,5
N36200101	AL	2.0	Cup 600 ml, 3/8"
N36200288	AL	2.0	Cup 600 ml, M16x1,5
N36200102	AL	2.2	Cup 600 ml, 3/8"
N36200289	AL	2.2	Cup 600 ml, M16x1,5
N36200103	EL	2.8	Cup 600 ml, 3/8"
N36200290	EL	2.8	Cup 600 ml, M16x1,5
N36200291	GL	4.0	Cup 600 ml, M16x1,5

EcoGun 910

Part no.	Air cap	Nozzle size	Cup
N36200427	CF	0.5	Cup 125 ml, 3/8"
N36200428	CF	0.8	Cup 125 ml, 3/8"
N36200425	CF	1.0	Cup 600 ml, 3/8"
N36200319	CF	1.2	Cup 600 ml, 3/8"
N36200345	CF	1.3	Cup 600 ml, 3/8"
N36200246	CF	1.4	Cup 600 ml, 3/8"
N36200403	CF	1.6	Cup 600 ml, 3/8"
N36200126	CF	1.8	Cup 600 ml, 3/8"
N36200247	CF	2.0	Cup 600 ml, 3/8"
N36200405	CF	2.5	Cup 600 ml, 3/8"
N36200369	CF	3.0	Cup 600 ml, 3/8"
N36200401	LF	1.0	Cup 600 ml, 3/8"
N36200370	LF	1.2	Cup 600 ml, 3/8"
N36200379	LF	1.3	Cup 600 ml, 3/8"
N36200336	LF	1.4	Cup 600 ml, 3/8"
N36200406	LF	1.6	Cup 600 ml, 3/8"
N36200371	LF	1.8	Cup 600 ml, 3/8"
N36200402	LF	2.0	Cup 600 ml, 3/8"
N36200404	LF	2.5	Cup 600 ml, 3/8"
N36200426	LF	3.0	Cup 600 ml, 3/8"

EcoGun AS MAN

Manual air spray guns

ORDER NUMBERS

EcoGun 249

Part no.	Air cap	Nozzle size	Connector fluid	Air regulation
N36200136	LP	1.0	3/8" direct connect	Yes
N36200111	LP	1.2	3/8" direct connect	Yes
N36200150	LP	1.2	3/8" direct connect (long connector)	No (plug instead)
N36200424	LP	1.2	3/8" direct connect	No (plug instead)
N36200106	LP	1.4	3/8" direct connect (long connector)	No (plug instead)
N36200164	LP	1.4	3/8" direct connect	Yes
N36200212	LS	2.2	3/8" direct connect	Yes
N36200213	LS	2.2	M14x1.5 external material pipe	Yes

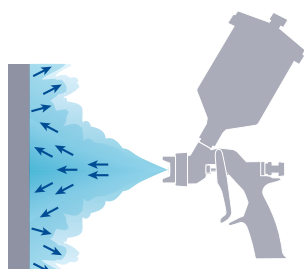
EcoGun 246

Part no.	Air cap	Nozzle size	Connector fluid
N36200308	AL	1.0	M14x1,5 external material pipe
N36200355	AL	1.2	M14x1,5 external material pipe
N36200353	AL	1.4	M14x1,5 external material pipe
N36200147	PC	1.2	3/8" external material pipe
N36200142	PC	1.4	3/8" external material pipe
N36200144	PC	1.8	3/8" external material pipe
N36200278	PC	2.2	3/8" external material pipe

AIR SPRAY METHODS

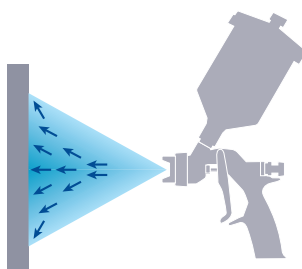
CONVENTIONAL

Extremely fine atomization and great surface coverage. The higher dynamic energy compared to LVLP/HVLP technology often keeps the transfer efficiency (TE) considerably below those achieved with LVLP/HVLP guns. This is due to particle bounce back from the object and increased overspray.



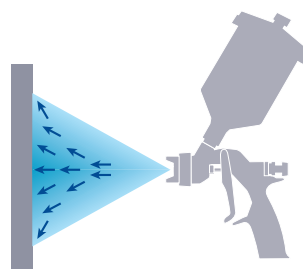
HVLP (HIGH VOLUME LOW PRESSURE)

Low spray pressure technology. Terminology for an internationally recognized low-pressure technology whereby the transfer efficiency rate has to exceed 65%, while the maximum air pressure under the air cap is below 0.7 bar.



LVLP (LOW VOLUME LOW PRESSURE)

Further development of HVLP technology to achieve a TE comparable to that of HVLP technology but still being able to spray difficult materials with good quality results.



EcoGun AS MAN

Manual air spray guns



AIR CAPS

	AL	EL	GL	PC
Part No.	M35030162	M35030163	M35030164	M35030091
Compatible spray guns	EcoGun 116 / EcoGun 246	EcoGun 116 / EcoGun 246	EcoGun 116 / EcoGun 246	EcoGun 246
Nozzle sizes	1.0 / 1.2 / 1.3 / 1.4 / 1.6 / 1.8 / 2.0 / 2.2 mm	2.8 mm	4.0 mm	1.2 / 1.4 / 1.8 / 2.0 / 2.2 mm
Air pressure recom.	2.0-3.5 bar (29-51 psi)	2.5-4.0 bar (36-58 psi)	3.0-4.5 bar (44-65 psi)	2.0-3.5 bar (29-51 psi)
Field of use	Top coats, base coats, primers, enamels.	General paints, primers or fillers, high flow rate.	General paints, primers or fillers, very high flow rate.	General paints, primers or fillers.



	PS	LP	LS
Part No.	M35030166	M35030082	M35030084
Compatible spray guns	EcoGun 246	EcoGun 249	EcoGun 249
Nozzle sizes	1.4 / 1.8 / 2.2 mm	1.0 / 1.2 / 1.4 mm	1.4 / 1.8 / 2.2 mm
Air pressure recom.	2.5-4.0 bar (36-58 psi)	2.0-3.5 bar (29-51 psi)	2.5-4.0 bar (36-58 psi)
Field of use	Abrasive paints e.g. zinc paints.	Fine finish coating, top coats, clear coats, mordants.	Abrasives, glazes, enamels, zinc paints.




	CF (0.5-1.2)	CF (1.3-1.6)	CF (1.8-2.5)	CF (3.0)
Part No.	M35030069	M35030070	M35030071	M35030072
Compatible spray guns	EcoGun 910	EcoGun 910	EcoGun 910	EcoGun 910
Nozzle sizes	0.5 / 0.8 / 1.0 / 1.2 mm	1.3 / 1.4 / 1.6 mm	1.8 / 2.0 / 2.5 mm	3.0 mm
Air pressure recom.	2.0-3.5 bar (29-51 psi)	2.0-3.5 bar (29-51 psi)	2.0-3.5 bar (29-51 psi)	2.0-3.5 bar (29-51 psi)
Field of use	Top coats, base coats, primers, decorative coating.	Top coats, base coats, primers.	Top coats, base coats, primers.	Base coats, primers.



	LF (LVLP) (0.5-1.2)	LF (LVLP) (1.3-1.6)	LF (LVLP) (1.8-2.5)	LF (LVLP) 3.0
Part No.	M35030073	M35030074	M35030075	M35030076
Compatible spray guns	EcoGun 910	EcoGun 910	EcoGun 910	EcoGun 910
Nozzle sizes	0.5 / 0.8 / 1.0 / 1.2 mm	1.3 / 1.4 / 1.6 mm	1.8 / 2.0 / 2.5 mm	3.0 mm
Air pressure recom.	2.0-3.5 bar (29-51 psi)	2.0-3.5 bar (29-51 psi)	2.0-3.5 bar (29-51 psi)	2.0-3.5 bar (29-51 psi)
Field of use	Top coats, base coats, primers. LVLP technology.	Top coats, base coats, primers. LVLP technology.	Top coats, base coats, primers. LVLP technology.	Base coats, primers. LVLP technology.

EcoGun AS MAN

Manual air spray guns



ACCESSORIES - EXTENSIONS

	LPS	NP 250	NS 250
Part No.	M19140010 / M19140011 / M19140012 / M19140013	M19140016	M19140017
Length	300 / 600 / 1,000 / 1,500 mm	250 mm	250 mm
Outer diameter	18 mm	10 mm	10 mm
Nozzle size	2.2 mm	1.2 mm	1.2 mm
Compatible spray guns	EcoGun 116, EcoGun 246	EcoGun 116, EcoGun 246	EcoGun 116, EcoGun 246
Spray pattern	Direct round spray or circular spray for inner parts of pipes.	Direct round spray.	Side spray beam.

EcoGun AS AUTO



Automatic air spray guns

The wide range of automatic air spray guns is tailored to fulfill many kinds of application jobs across all industries. There are spray guns suitable for standard paint applications and special coverage applications in ceramic or glass industry. Other spray guns can be used for dot marking or very small area coating. All automatic spray guns are capable for fully controlled remote operation by the production control systems.



PRODUCT LINE

	EcoGun AS AUTO	EcoGun AS AUTO pro	EcoGun AS AUTO pro HD
Part No.	see page no. 26	see page no. 26	see page no. 26
Connector fluid	G1/4" (male thread)	1/4" Universal (male)	3/8" Universal (male)
Connector air atom./cont.	Push-in 8 mm / Push-in 6 mm	Push-in 8 mm / Push-in 6 or 4 mm	Push-in 8 mm / Push-in 6 or 4 mm
Max. air pressure atom.	6.0 bar (87 psi)	8.0 bar (116 psi)	8.0 bar (116 psi)
Max. air pressure cont.	4.0 bar (58 psi)	6.0 bar (87 psi)	6.0 bar (87 psi)
Max. fluid pressure	6.0 bar (87 psi)	4.0 bar (58 psi)	4.0 bar (58 psi)
Nozzle sizes	0.8 / 1.0 / 1.2 mm	0.5 / 0.8 / 1.0 / 1.2 / 1.4 / 1.6 / 1.8 / 2.0 / 2.5 mm	0.8 / 1.0 / 1.2 / 1.5 / 1.8 / 2.0 / 2.5 mm
Technical highlights	Two material inlets for circulation. Optional remote control of fan air. Calibrated bracket. Stainless steel material path. Optional extensions.	Two material inlets for circulation. Optional remote control of spray pattern. Stainless steel material path. Air caps and nozzles for LVLP.	Two material inlets for circulation. Optional remote control of spray pattern. Stainless steel material path. Hardened nozzles for heavy duty applications.
Field of use	Usual paint application, primers, base coats, top coats, clear coats.	Usual paint application, primers, base coats, top coats, clear coats.	Enamels, glazes or other high abrasive materials in ceramic industry. Special purpose applications with round / rotary spray jet.

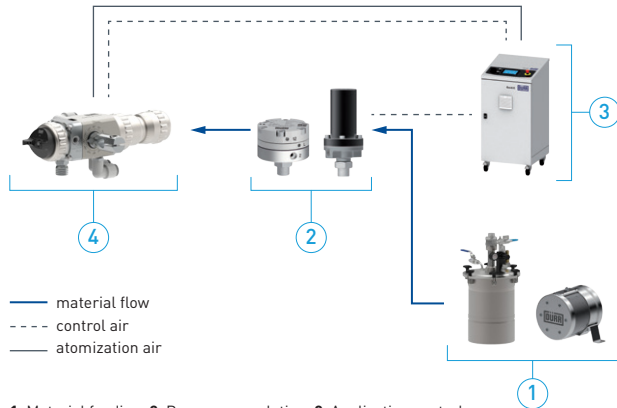


	EcoGun AS AUTO Mini FS	EcoGun AS AUTO Mini RS
Part No.	see page no. 26	see page no. 26
Connector fluid	Push-in 6 mm	Push-in 6 mm
Connector air atom./cont.	Push-in 6 mm / Push-in 6 mm	Push-in 6 mm / Push-in 6 mm
Max. air pressure atom.	3.0 bar (44 psi)	3.0 bar (44 psi)
Max. air pressure cont.	5.0 bar (73 psi)	5.0 bar (73 psi)
Max. fluid pressure	1.5 bar (22 psi)	1.5 bar (22 psi)
Nozzle sizes	0.6 / 0.8 / 1.0 mm	0.6 / 0.8 / 1.0 / 1.2 mm
Technical highlights	Flat to round spray pattern regulation. Remote or manual fan air regulation. Stainless steel nozzles.	Round spray pattern. Stainless steel nozzles. Optional extensions.
Field of use	Small area painting, dot marking.	Small area painting, dot marking.

EcoGun AS AUTO

Automatic air spray guns

TECHNICAL ILLUSTRATION



1 Material feeding, 2 Pressure regulation, 3 Application control, 4 Automatic spray gun

CUSTOMER BENEFITS



Wide range of spray gun types to fit all kinds of applications

Top level quality coating

Simple to use, easy to maintain

Wide range of nozzle types to cover all applications

ACCESSORIES - EXTENSION



	LPS	NP 250	NS 250
Part No. (Length / nozzle size)	M19140022 (300 mm), M19140023 (500 mm)	M19140020	M1914002
Length	300 / 500 mm	250 mm	250 mm
Outer diameter	18 mm	10 mm	10 mm
Nozzle size	2.2 mm	1.2 mm	1.2 mm
Compatible spray guns	EcoGun AS AUTO	EcoGun AS AUTO	EcoGun AS AUTO
Spray pattern	Direct round spray or circular spray for inner parts of the pipe.	Direct round spray.	Side spray beam.



	DSA 100
Part No. (nozzle size)	M19140006 (0.6 mm), M19140007 (0.8 mm), M19140008 (1.0 mm), M19140009 (1.2 mm)
Length	100 mm
Outer diameter	14 mm
Nozzle size	0.6 / 0.8 / 1.0 / 1.2 mm
Compatible spray guns	EcoGun AS AUTO Mini RS
Spray pattern	Direct round spray.



EcoGun AS AUTO

Automatic air spray guns




AIR CAPS

	CF	LF (LVLP)	SF (conv.)
Part No. (nozzle size)	M35030174 (0.5-0.8 mm), M35030175 (1.0-1.2 mm), M35030176 (1.3-1.6 mm), M35030177 (1.8-2.5 mm)	M35030170 (0.5-1.2 mm), M35030171 (1.3-1.6 mm), M35030172 (1.8-2.5 mm)	M35030180 (1.0-1.2 mm) M35030179 (0.5-0.8 mm)
Compatible spray guns	EcoGun AS AUTO pro	EcoGun AS AUTO pro LVLP	EcoGun AS AUTO pro
Nozzle sizes	0.5-0.8 / 1.0-1.2 / 1.3-1.6 / 1.8-2.5 mm	0.5-1.2 / 1.3-1.6 / 1.8-2.5 mm	0.5-0.8 / 1.0-1.2 mm
Air pressure recom.	2.0-2.5 bar (29-36 psi)	2.0-2.5 bar (29-36 psi)	2.0-2.5 bar (29-36 psi)
Field of use	Top coats, base coats, primers, UV-coats.	Top coats, base coats, primers, UV-coats.	Top coats, decorative coatings (e.g. cosmetic and glass industry).



	Circular jet Rd.	FLRD	Rotary jet Dr.
Part No. (nozzle size)	M35030088 (0.8mm) M35030145 (1.0mm) M35030146 (1.2mm) M35030147 (1.5mm)	M35030107 (1.0mm) M35030110 (1.5mm) M35030111 (1.8mm) M35030112 (2.0mm) M35030113 (2.5mm)	M35030128 (1.2mm) M35030129 (1.5mm)
Compatible spray guns	EcoGun AS AUTO pro HD	EcoGun AS AUTO pro HD	EcoGun AS AUTO pro HD
Nozzle sizes	0.8 - 1.5 mm	1.0 - 2.5 mm	1.2 / 1.5 mm
Air pressure recom.	2.0-2.5 bar (29-36 psi)	2.0-2.5 bar (29-36 psi)	2.0-2.5 bar (29-36 psi)
Field of use	Top coats, base coats, decorative coatings.	Ceramic glazes, enamels.	Ceramic glazes, enamels, heavily atomized materials like adhesives.



	HM (HVL)	PL	DSALM 10
Part No.	M35030092	M35030087	M35030093
Compatible spray guns	EcoGun AS AUTO	EcoGun AS AUTO	EcoGun AS AUTO Mini FS
Nozzle sizes	1.0 / 1.2 mm	0.8 / 1.0 / 1.2 mm	0.6 / 0.8 / 1.0 mm
Air pressure recom.	1.8 bar (26 psi)	2.5-3.5 bar (36-51 psi)	2.0 bar (29 psi)
Field of use	Top coats, mordants (lower viscosity).	Fine finish coatings, top & clear coats.	Varnishes or paints with lower viscosity, fine atomization, small area coatings.

EcoGun AS AUTO

Automatic air spray guns

ORDER NUMBERS

EcoGun AS AUTO

Part no.	Name	Air cap	Nozzle size
N36210117	EcoGun AS AUTO 08 PL B	PL	0.8
N36210118	EcoGun AS AUTO 08 PL S	PL	0.8
N36210183	EcoGun AS AUTO 10 HM B	HM	1.0
N36210143	EcoGun AS AUTO 10 PL B	PL	1.0

Part no.	Name	Air cap	Nozzle size
N36210178	EcoGun AS AUTO 12 HM B	HM	1.2
N36210195	EcoGun AS AUTO 12 HM S	HM	1.2
N36210120	EcoGun AS AUTO 12 PL B	PL	1.2
N36210121	EcoGun AS AUTO 12 PL S	PL	1.2

EcoGun AS AUTO Pro

Part no.	Configuration code	Air cap	Nozzle size
N36210146	05 SST CF ACV G14Z P8	CF	0.5
N36210232	05 SST CF RC G14Z	CF	0.5
N36210167	05 SST LF ACV G14Z P8	LF	0.5
N36210112	08 SST CF ACV G14Z P8	CF	0.8
N36210175	08 SST CF RC G14Z P8	CF	0.8
N36210128	08 SST LF ACV G14Z P8	LF	0.8
N36210124	08 SST SF ACV G14Z P8	SF	0.8
N36210159	10 SST CF ACV G14Z P8	CF	1.0
N36210192	10 SST CF RC G14Z P8	CF	1.0
N36210194	10 SST LF ACV G14Z P8	LF	1.0
N36210182	10 SST LF RC G14Z P8	LF	1.0
N36210181	10 SST SF ACV G14Z P8	SF	1.0
N36210162	12 SST CF ACV G14Z P8	CF	1.2
N36210156	12 SST CF RC G14Z P8	CF	1.2
N36210100	12 SST LF ACV G14Z P8	LF	1.2
N36210157	12 SST SF ACV G14Z P8	SF	1.2
N36210133	14 SST LF ACV G14Z P8	LF	1.4
N36210174	16 SST LF ACV G14Z P8	LF	1.6
N36210193	25 SST CF ACV G14Z P8	CF	2.5

Other nozzle sizes are on request!

EcoGun AS AUTO Mini FS


Part no.	Name	Nozzle size
N36210114	EcoGun AS AUTO Mini FS 06	0.6
N36210106	EcoGun AS AUTO Mini FS 08	0.8
N36210116	EcoGun AS AUTO Mini FS 10	1.0

EcoGun AS AUTO Pro HD

Part no.	Configuration code	Air cap	Nozzle size
N36210239	08 SST RS ACV G38Z	RS	0.8
N36210136	10 SST FS ACV ..	FS	1.0
N36210220	10 SST RS ACV G38Z	RS	1.0
N36210218	12 SST RS ACV G38Z	RS	1.2
N36210240	12 SST TS ACV G38Z	TS	1.2
N36210138	15 SST FS ACV ..	FS	1.5
N36210150	15 SST FS ACV ...	FS	1.5
N36210185	15 SST FS RC ...	FS	1.5
N36210253	15 SST RS ACV G38Z	RS	1.5
N36210248	15 SST TS ACV G38Z	TS	1.5
N36210153	18 SST FS ACV ..	FS	1.8
N36210247	20 SST FS ACV G38Z	FS	2.0
N36210139	25 SST FS ACV ..	FS	2.5
N36210229	XC 15 SSH FS ACV..	FS	1.5
N36210231	XC 18 SSH FS ACV..	FS	1.8
N36210230	XC 25 SSH FS ACV..	FS	2.5

EcoGun AS AUTO Mini RS

Part no.	Name	Nozzle size	Extension
N36210152	EcoGun AS AUTO Mini RS 06 N	0.6	N
N36210110	EcoGun AS AUTO Mini RS 08 N	0.8	N
N36210132	EcoGun AS AUTO Mini RS 10 N	1.0	N
N36210151	EcoGun AS AUTO Mini RS 12 N	1.2	N
N36210158	EcoGun AS AUTO Mini RS 06 100	0.6	100 mm
N36210173	EcoGun AS AUTO Mini RS 08 100	0.8	100 mm
N36210244	EcoGun AS AUTO Mini RS 10 100	1.0	100 mm
N36210245	EcoGun AS AUTO Mini RS 12 100	1.2	100 mm



Spray guns air-assist

Manual and automatic air-assist spray guns



Product families

EcoGun AA MAN – manual air-assist spray guns

EcoGun AA AUTO – automatic air-assist spray guns



EcoGun AA MAN

Manual air-assist spray guns


Manual air-assist spray guns are the perfect choice for application of high viscosity material with high demand for surface quality. Typical users are woodcrafters where they can be used to provide perfect finishing for solid wood furniture by solvent and water-borne lacquers. The wide range of nozzles make these spray guns a versatile tool. Spray guns can be fed by **EcoPump VP** packages.



PRODUCT LINE

	EcoGun 2100 AirCombi
Part No.	see table below
Connector fluid	1/4" NPSM
Max. fluid pressure	120 (1,740 psi) / 250 bar (3,600 psi)
Connector air	G1/4"
Nozzle sizes	0,18 / 0,23 / 0,28 / 0,33 / 0,38 / 0,43 mm *
Technical highlights	External material inlet with optional filtration (long or short filter). Flat to round regulation. Atomization air regulation.
Field of use	Decorative and protective coatings for wood and metal substrates. Solvent-borne or water-borne lacquers. High viscosity paints and stains.

* See complete range of nozzles on page no. 30 and page no. 31.



Success story

Step by step – we coat staircases too!

See more on page no. 149

CUSTOMER BENEFITS



External paint feed
(allows paint heating)

Material filter options
(long and short filter)

Wide range of nozzle sizes available

TECHNICAL ILLUSTRATION



1 Material inlet with short or long filter, 2 Air inlet, 3 Fan pattern size regulation, 4 Inlet air regulation

ORDER NUMBERS – EcoGun 2100 AIRCOMBI

Part no.	Name	Fluid pressure	Filter	Air cap
N36280001	EcoGun 2100 AirCombi SF 120bar 6-KT	120 bar (1,740 psi)	short filter	Air cap 40-90°
N36280002	EcoGun 2100 AirCombi SF 250bar 6-KT	250 bar (3,600 psi)	short filter	Air cap 40-90°
N36280003	EcoGun 2100 AirCombi LF 120bar 6-KT	120 bar (1,740 psi)	long filter	Air cap 40-90°
N36280004	EcoGun 2100 AirCombi LF 250bar 6-KT	250 bar (3,600 psi)	long filter	Air cap 40-90°

Note: Spray gun is delivered without nozzle, they need to be ordered separately. If nozzle with spray angle 30° or lower is required, please order & use other aircap (M35030077)

EcoGun AA AUTO

Automatic air-assist spray guns

Automatic air-assist spray guns are often used in batch paint application where they are a part of the automated painting process. They are characterized by a material path made of stainless steel and a separate air regulation for round and flat spray patterns, while the seal packing is externally adjustable.

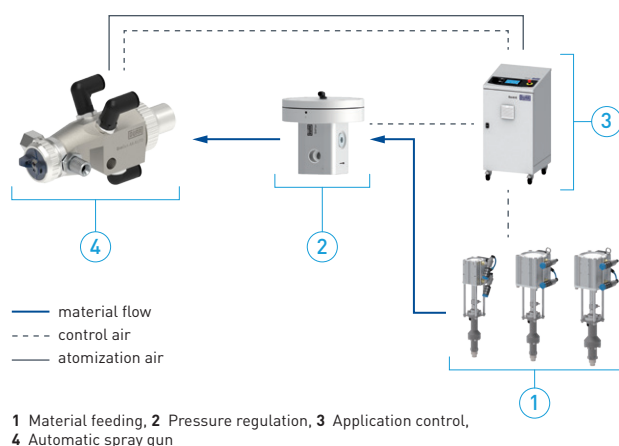


PRODUCT LINE

	EcoGun AA AUTO XC N N ACV N P8(6/4) N	EcoGun AA AUTO XC N N FRC N P8(6/4) N	EcoGun AA AUTO XC N N RC N P8(6/4) N
Part No.	N36230157 **	N36230152 **	N36230158 **
Connector fluid	G1/4" (male)		
Connector air atom./cont.	Push-in 8 mm / Push-in 6 & 4 mm		
Max. air pressure atom.	8.0 bar (116 psi)		
Max. air pressure cont.	6.0 bar (87 psi)		
Max. fluid pressure	250 bar (3,600 psi)		
Nozzle sizes	0.18 / 0.23 / 0.28 / 0.33 / 0.38 / 0.43 *		
Technical highlights	Two material inlets. Separate round/flat spray regulation. Needle seal accessible from the outside.		
Field of use	Most flexible gun variant with air valves for separate fan and shaping air regulation; atomizing air flow control inside the gun.	Especially suitable for flat bed machines because of factory set air ratio of fan & shaping air volume / no sprayer adjustment on the gun directly; atomizing air flow control inside the gun	Separate push-in connectors for fan and shaping air regulation; well suitable for robotic and reciprocator applications, where adjustments of the air volume have to be conducted during the application; atomizing air flow is controlled externally via valves / control unit

* See complete range of nozzles on page no. 30 and page no. 31 . ** Air cap and nozzle to be ordered separately.

TECHNICAL ILLUSTRATION



CUSTOMER BENEFITS



- Air-assist and airless work mode possible
- Material pressure up to 250 bar (3,600 psi)
- Material path completely made of stainless steel
- Needle seal accessible from the outside
- Separate round/flat spray regulation (for ACV or RC version)
- Wide range of nozzles available
- Material circulation or direct material supply
- In-line filter available

EcoGun AA

Manual & automatic air-assist spray guns



NOZZLE 6-KT AIR-ASSIST – COMPATIBLE WITH EcoGun 2100 AirCombi / EcoGun AA AUTO

Orifice size mm / inch.	Flow rate l / min ^{2,3}	Fan angle Fan width in mm (inches) ¹								
		10° 51-76 [2-4]	20° 102-152 [4-6]	30° 152-203 [6-8]	40° 203-254 [8-10]	50° 254-305 [10-12]	60° 305-356 [12-14]	70° 356-406 [14-16]	80° 406-457 [16-18]	90° 457-508 [18-20]
0.18 / 0.007	0.18	M09020372	M09020373 M09270003	M09020374 M09270004	M09020375 M09270005					
0.23 / 0.009	0.25	M09020376 M09270006	M09020377 M09270007	M09020378 M09270008	M09020379 M09270009	M09020380	M09020381 M09270011			
0.28 / 0.011	0.37	M09020382	M09020383 M09270012	M09020384 M09270013	M09020385 M09270014	M09020386 M09270015	M09020387 M09270016	M09020388 M09270017		
0.33 / 0.013	0.57	M09020389	M09020390 M09270018	M09020391 M09270019	M09020392 M09270020	M09020393 M09270021	M09020394 M09270022	M09020395 M09270023	M09020396 M09270024	
0.38 / 0.015	0.72		M09020398	M09020399 M09270025	M09020400 M09270026	M09020401 M09270027	M09020402 M09270028	M09020403 M09270029	M09270030	M09020405 M09270031
0.43 / 0.017	0.98			M09020408 M09270032	M09020409 M09270033	M09020410 M09270034	M09020411 M09270035	M09020412 M09270036	M09020413 M09270037	M09020414 M09270038
0.48 / 0.019	1.30			M09270039	M09270040	M09270041	M09270042		M09270043	
0.53 / 0.021	1.52					M09270044	M09270045			M09270048
0.60 / 0.024	1.95				M09270047					
0.70 / 0.028	2.70		M09270046							

¹ - Fan width in 300 mm spraying distance with water

² - Flow rate at 100 bar pressure with water, deviation of up to ± 15% to the setpoint is permitted

³ - Use the following formulare to calculate the flow rate (Q2) to a new operating pressure (P2):

$$Q2 = Q1 * \sqrt{\frac{P2}{P1}} \quad P1 = 100 \text{ bar, } Q1 = \text{flow rate according to table}$$

Part numbers in grey are nozzles with preatomizer. Part numbers in blue are nozzles without preatomizer.

Nozzle marking



AXX"


YYY

A – fan angle (e.g. 6 = 60°)

XX" – size in inches (e.g. 11 = 0.011")

YY – size in mm (e.g. 28 = 0.28 mm)

VZ – nozzles with preatomizer



AIR-ASSIST AIR CAPS

	Air cap 10-30°	Air cap 40-90°	Air cap 10-90°
Part No.	M35030077	M35030078	M35030229
Compatible spray guns	EcoGun 2100 AirCombi, EcoGun AA AUTO	EcoGun 2100 AirCombi, EcoGun AA AUTO	EcoGun 2100 AirCombi, EcoGun AA AUTO
Spray angle	10-30°	40-90°	10-90°
Field of use	Primers, base coats, clear coats, UV-coats.	Primers, base coats, clear coats, UV-coats.	Primers, base coats, clear coats, UV-coats (round nozzles)

EcoGun AA

Manual & automatic air-assist spray guns



NOZZLE ROUND AIR-ASSIST (WITH PRE-ATOMIZER) – COMPATIBLE WITH EcoGun 2100 AirCombi / EcoGun AA AUTO

Orifice size mm / inch.	Flow rate l / min ^{2,3}	Fan angle Fan width in mm (inches) ¹								
		10° 51-76 (2-4)	20° 102-152 (4-6)	30° 152-203 (6-8)	40° 203-254 (8-10)	50° 254-305 (10-12)	60° 305-356 (12-14)	70° 356-406 (14-16)	80° 406-457 (16-18)	90° 457-508 (18-20)
0.18 / 0.007	0.18	—	M09020684	—	M09020696	—	—	—	—	—
0.23 / 0.009	0.25	M09020732	M09020685	M09020691	M09020697	M09020717	—	—	—	—
0.28 / 0.011	0.37	—	M09020686	M09020692	M09020698	M09020718	M09020703	—	—	—
0.33 / 0.013	0.57	—	M09020687	M09020693	M09020699	M09020719	M09020704	M09020711	M09020713	—
0.38 / 0.015	0.72	—	—	M09020694	M09020700	M09020720	—	M09020712	M09020740	M09020748
0.43 / 0.017	0.98	—	—	—	M09020701	M09020722	M09020707	M09020736	M09020746	M09020714


¹ - Fan width in 300 mm spraying distance with water

² - Flow rate at 100 bar pressure with water, deviation of up to ± 15% to the setpoint is permitted

³ - Use the following formulare to calculate the flow rate (Q2) to a new operating pressure (P2):

$$Q2 = Q1 * \sqrt{\frac{P2}{P1}} \quad P1 = 100 \text{ bar, } Q1 = \text{flow rate according to table}$$

Nozzle marking




AXX"

YYY

A – fan angle (e.g. 6 = 60°)

XX" – size in inches (e.g. 11 = 0.011")

YY – size in mm (e.g. 28 = 0.28 mm)



Spray guns airless

Manual and automatic airless spray guns



Product families

EcoGun AL MAN – manual airless spray guns

EcoGun AL AUTO – automatic airless spray guns



EcoGun AL MAN

Manual airless spray guns

Manual airless spray guns are suitable for high pressure paint application. They can be used for anti corrosion protection coating of large steel structures or coating of wood structures. Functionality can be extended by using extensions which can help to paint areas which are difficult to reach. The modular design of these extensions allows to assemble different lengths and angles. Airless spray guns may be used with reversible nozzles that are available in a large number of sizes and angles.



PRODUCT LINE

	EcoGun AL MAN 300
Part No.	see table below
Connector fluid	1/4" NPSM (male)
Max. fluid pressure	300 bar (4,350 psi)
Nozzle bracket connector	11/16"-16 UN
Nozzle sizes	0,18 / 0,23 / 0,28 / 0,33 / 0,38 / 0,43 / 0,48 / 0,53 / 0,58 / 0,63 / 0,68 / 0,73 / 0,78 mm *
Technical highlights	External material inlet, suitable for paint heating.
Field of use	Anti corrosion protection, penetration and sealing applications. Wood building, metal and automotive industry.

* See complete range of nozzles on page no. 35 and page no. 36

ORDER NUMBERS - EcoGun AL MAN 300

Part no.	Nozzle and features	Filter
N36240139	gun with retaining ring and gasket for sealing applications, without nozzle & nozzle holder (available separately), needle seat made of tungsten carbide	no filter *

* available as accessory

CUSTOMER BENEFITS



Perfectly balanced ergonomic shape of spray gun body that minimizes fatigue

Material passage ways made of stainless steel

External material supplying part allows application of heated paint

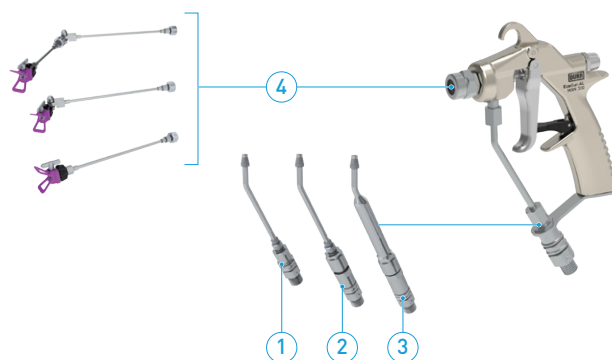
Wide range of available spray nozzles

Optional extensions available (up to 900 mm)

Easy cleaning and maintenance

ATEX EX II 2G T60°C X

TECHNICAL ILLUSTRATION



EcoGun AL MAN – Optional parts

1 Material inlet w/o filter, 2 Material inlet with short filter, 3 Material inlet with long filter, 4 Extensions - modular system

EcoGun AL AUTO

Automatic airless spray guns

Automatic airless spray guns are suitable for high pressure paint application. They can be used for anti corrosion protection, coating of large steel structures or penetration of wood structures. Functionality can be extended by using extensions to paint areas which are difficult to reach. Modular design of these extensions allows to assemble different lengths and angles. Airless spray guns use reversible nozzles which are provided in a large number of sizes and angles.



PRODUCT LINE

	EcoGun AL AUTO
Part No.	see table on page no. 36
Connector fluid	G1/4"
Connector air control	Push-in 6 mm
Max. air pressure cont.	5.0 bar (73 psi)
Max. fluid pressure	300 bar (4,350 psi)
Nozzle bracket connector	11/16"-16 UN 7/8"-14 UNF
Nozzle sizes	0.18 / 0.23 / 0.28 / 0.33 / 0.38 / 0.43 / 0.48 / 0.53 / 0.58 / 0.63 / 0.68 / 0.73 / 0.78 mm *
Technical highlights	Two options for closing valve diameter (large for very high viscosity material). Two material inlets for circulation. Spray gun bracket for secure repositioning.
Field of use	Anti corrosion coating. Penetration application.

* See complete range of nozzles on page no. 35 and page no. 36



CUSTOMER BENEFITS



Material passage ways made of stainless steel

Wide range of reversible nozzles

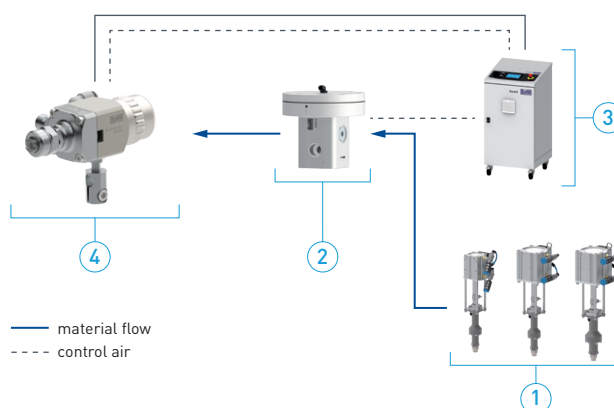
Optional extensions

Max. fluid pressure 300 bar (4,350 psi)

Direct material supply or material circulation

Easy cleaning and maintenance

TECHNICAL ILLUSTRATION




1 Material feeding, 2 Pressure regulation, 3 Application control, 4 Automatic spray gun



EXTENSIONS FOR EcoGun AL

	Extension pipes	Rotary joint	Direct joint
Part No.	M19140001 / M19140002 / M19140004 / M19140005	M22150012	M01010201
Length	150 / 300 / 600 / 900 mm	—	—
Thread	11/16"-16 UN	11/16"-16 UN	11/16"-16 UN
Max. fluid pressure	250 bar (3,600 psi)	250 bar (3,600 psi)	250 bar (3,600 psi)
Usage	Extension tube with different lengths. By using connecting joints pipes can be connected to make any other length.	Rotary joint allows bending spray beam in any angle.	Direct joint is used to connect spray tip bracket with extension for straight spraying.

EcoGun AL MAN/AUTO



SELECTED SPARE PARTS - AIRLESS & AIR-ASSIST

	Filters - long	Filters - short	Nozzle guard
Part No.	200 msh red (M13060010) 100 msh yellow (M13060011) 50 msh white (M13060012) 30 msh green (M13060013)	100 msh (M13060017) 200 msh (M13060018)	M60020001 Reversible nozzles Thread: 11/16" - 16 UN Safety guard
Compatible spray guns	EcoGun AL MAN 300 EcoGun AA MAN	EcoGun AL MAN 300	EcoGun AL MAN 300 EcoGun AL AUTO

Complete list of accessories can be found in the webshop.



REVERSIBLE NOZZLE AIRLESS

Orifice size mm / inch.	Flow rate l / min ^{2,3}	Fan angle Fan width in mm (inches) ¹								
		10° 51-76 (2-4)	20° 102-152 (4-6)	30° 152-203 (6-8)	40° 203-254 (8-10)	50° 254-305 (10-12)	60° 305-356 (12-14)	70° 356-406 (14-16)	80° 406-457 (16-18)	90° 457-508 (18-20)
0.18 / 0.007	0.18	M09020475	M09020476	—	—	—	—	—	—	—
0.23 / 0.009	0.25	M09020477	M09020478	M09020479	M09020480	—	—	—	—	—
0.28 / 0.011	0.37	M09020481	M09020482	M09020483	M09020484	M09020485	M09020486	—	—	—
0.33 / 0.013	0.57	M09020487	M09020488	M09020489	M09020490	M09020491	M09020492	M09020493	M09020494	—
0.38 / 0.015	0.72	M09020495	M09020496	M09020497	M09020498	M09020499	M09020500	M09020501	M09020502	—
0.43 / 0.017	0.98	M09020503	M09020504	M09020505	M09020506	M09020507	M09020508	M09020509	M09020510	—
0.48 / 0.019	1.30	—	M09020511	M09020512	M09020513	M09020514	M09020515	M09020516	M09020517	—
0.53 / 0.021	1.52	—	—	M09020518	M09020519	M09020520	M09020521	M09020522	M09020523	M09020524
0.58 / 0.023	1.83	—	—	M09020525	M09020526	M09020527	M09020528	M09020529	M09020530	M09020531
0.63 / 0.025	2.13	—	—	M09020532	M09020533	M09020534	M09020535	M09020536	M09020537	M09020538
0.68 / 0.027	2.50	—	—	M09020539	M09020540	M09020541	M09020542	M09020543	M09020544	M09020545
0.73 / 0.028	2.95	—	—	M09020546	M09020547	M09020548	M09020549	M09020550	M09020551	M09020552
0.78 / 0.030	3.42	—	—	M09020553	M09020554	M09020555	M09020556	M09020557	M09020558	M09020559

¹ - Fan width in 300 mm spraying distance with water

² - Flow rate at 100 bar pressure with water, deviation of up to ± 15% to the setpoint is permitted

³ - Use the following formulare to calculate the flow rate (Q2) to a new operating pressure (P2):

$$Q2 = Q1 * \sqrt{\frac{P2}{P1}} \quad P1 = 100 \text{ bar, } Q1 = \text{flow rate according to table}$$

Nozzle marking



AXX

A – fan angle (e.g. 4 = 40°)

XX – size in inches (e.g. 19 = 0.019")

EcoGun AL MAN/AUTO



FLAT NOZZLE AIRLESS (STANDARD AND FINE FINISH)

Orifice size mm / inch.	Flow rate l / min ^{2,3}	Fan angle Fan width in mm (inches) ¹					
		40° 203-254 (8-10)	50° 254-305 (10-12)	60° 305-356 (12-14)	70° 356-406 (14-16)	80° 406-457 (16-18)	90° 457-508 (18-20)
0.15 / 0.006	0.14	M09020881*	M09020882*	—	—	—	—
0.18 / 0.007	0.18	—	—	—	—	—	—
0.20 / 0.008	0.22	M09020883*	M09020884*	M09020728*	—	—	—
0.23 / 0.009	0.25	M09020901	M09020902	M09020903	—	—	—
0.25 / 0.010	0.33	M09020885*	M09020887*	M09020888*	M09020889*	M09020729*	—
0.28 / 0.011	0.37	M09020904	M09020905	M09020906	M09020907	—	—
0.30 / 0.012	0.47	M09020890*	M09020891*	M09020892*	M09020893*	M09020730*	M09020894*
0.33 / 0.013	0.57	M09020908	M09020909	M09020910	M09020911	M09020912	—
0.35 / 0.014	0.65	M09020895*	M09020896*	M09020897*	M09020898*	M09020899*	M09020900*
0.38 / 0.015	0.72	M09020913	M09020914	M09020915	M09020916	M09020917	—
0.43 / 0.017	0.98	M09020918	M09020919	M09020920	M09020921	M09020922	M09020923

* - Fine finish flat nozzles airless

¹ - Fan width in 300 mm spraying distance with water

² - Flow rate at 100 bar pressure with water, deviation of up to ± 15% to the setpoint is permitted

³ - Use the following formulare to calculate the flow rate (Q2) to a new operating pressure (P2):

$$Q2 = Q1 * \sqrt{\frac{P2}{P1}} \quad P1 = 100 \text{ bar, } Q1 = \text{flow rate according to table}$$

Nozzle marking



YYY

A – fan angle (e.g. 6 = 60°)

YY – size in mm (e.g. 28 = 0.28 mm)

ORDER NUMBERS – EcoGun AL AUTO

Part no.	Name	Orifice size for material	Nozzle holder thread (male)	Material connector (male) *	Nozzle seat material
N36250137	EcoGun AL AUTO N N B N 78 G14 HD	2,5 mm	7/8"-14 UNF	G1/4"	Tungsten carbide
N36250138	EcoGun AL AUTO N N B N 1116 G14 HD	2,5 mm	11/16"-16 UN	G1/4"	Tungsten carbide
N36250139	EcoGun AL AUTO N N S N 1116 G14 HD	1,5 mm	11/16"-16 UN	G1/4"	Tungsten carbide

* M14x1.5 and 1/4" NPSM connectors are available as accessory

Note: Spray gun is delivered without nozzle and nozzle guard, they need to be ordered separately.



Spray guns ESTA

Manual electrostatic spray guns



Product families

EcoGun MAN ESTA – manual electrostatic spray guns



EcoGun MAN ESTA

Manual electrostatic spray guns

The line of manual electrostatic spray guns involves models with external or direct charge for air spray application method. These spray guns are the perfect solution to reduce overspray when deploying manual paint application. They are suitable for solvent or water-borne paints. Small size and light weight are providing long lasting operation without significant fatigue.



PRODUCT LINE

	EcoGun AS MAN EC	EcoGun AS MAN DC
Part No.	see page no. 39	see page no. 39
Connector fluid	G3/8" with 60° inner cone (male)	G3/8" with 60° inner cone (male)
Max. fluid pressure	6.0 bar (87 psi)	6.0 bar (87 psi)
Connector air	G1/4" with 60° inner cone (male)	G1/4" with 60° inner cone (male)
Max. operating voltage	30 kV	60 kV
Nozzle sizes	1.1 mm	1.1 mm
Technical highlights	External charging needle. Built-in control lamp to indicate high voltage. High voltage only if the trigger is pulled.	Internal charge via electrode on tip of the needle. Built-in control lamp to indicate high voltage. High voltage only if the trigger is pulled. Model for clear and base coats. Model for metallic coats.
Field of use	For water-borne clear and base coats and fillers.	For water- and solvent-borne clear, metallic and base coats and fillers. A model with insulated material hose is available for water-borne paints.

NOZZLES

Part No.	Name	Note
N36960308	Nozzle paint set 1.6mm EcoGun AS MAN DC/EC	For all air caps: HN400, HN600 and HN800
N36960263	Kit round spray wide EcoGun AS MAN DC *	Solvent-based solid and clear paints, spray pattern width: max. 220mm **
N36960264	Kit round spray narrow EcoGun AS MAN DC *	Solvent-based solid and clear paints, spray pattern width: max. 130mm **

* electrode N36960265 and tool W02850039 must be ordered separately, ** spray distance 250mm

CUSTOMER BENEFITS



Solvent resistant composite body guarantees a light weight and a long life

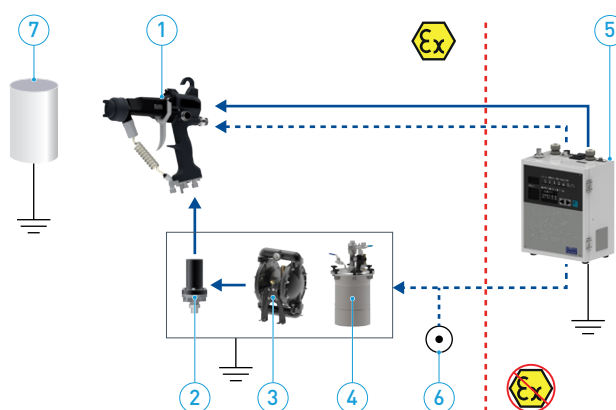
Maximum charge of 60 kV for high transfer efficiency

Direct and external charging system available

Fine atomization even without high voltage

Suitable for water- and solvent-borne paints

TECHNICAL ILLUSTRATION



1 EcoGun AS MAN DC, 2 EcoFlow LPF, 3 Pressure pot, 4 EcoPump AD, 5 Controller EcoHT 80, 6 Air supply, 7 Coated part


EcoGun MAN ESTA

Manual electrostatic spray guns



AIR CAPS

	Air cap HN400	Air cap HN600	Air cap HN800
Part No.	M35030249	M35030250	M35030251
Compatible spray guns	EcoGun AS MAN EC, EcoGun AS MAN DC	EcoGun AS MAN EC, EcoGun AS MAN DC	EcoGun AS MAN EC, EcoGun AS MAN DC
Specification	Small spray pattern, recommended material flow rate 50-150 ml/min.	Medium spray pattern, recommended material flow rate 140-280 ml/min.	Large spray pattern, recommended material flow rate 240-400 ml/min.
Field of use	Less air flutter and flat pattern. Suitable for small or narrow work.	Standard type can realize both high transfer efficiency and appearance.	High atomization model for high viscosity or high flow rate.



SELECTED ACCESSORIES

	EcoHT 80 Controller	Hoses	Extension cables
Part No.	E80020003 (100-120V) E80020004 (200-240V) E80020006 (200-240V, for guns in ATEX-Zone)	see hoses on page no. 120	E09070247 (10 m) E09070248 (20 m)
Compatible spray guns	EcoGun AS MAN EC, EcoGun AS MAN DC	EcoGun AS MAN EC, EcoGun AS MAN DC	EcoGun AS MAN EC, EcoGun AS MAN DC

Complete list of accessories can be found in the webshop.

ORDER NUMBERS – EcoGun AS MAN DC & EcoGun AS MAN EC

Part no.	Scope of delivery	Charge	Paint type	Certification
N36180001V	Depending on configuration	External charge	Water-based paints	Class I Div 1 Group D
N36190001V	Depending on configuration	Direct charge	Depending on configuration	Class I Div 1 Group D
N36180001 *	Spray gun	External charge	Water-based paints	Ex II 2G 0.24mJ
N36190001 *	Spray gun	Direct charge	Metallic paints	Ex II 2G 0.24mJ
N36190003 *	Spray gun	Direct charge	Water-based paints	Ex II 2G 0.24mJ
N36190005 *	Spray gun	Direct charge	Solvent-based paints	Ex II 2G 0.24mJ
N36180002 *	Package (spray gun, hoses and cable - 10m, controller)	External charge	Water-based paints	Ex II 2G 0.24mJ
N36190002 *	Package (spray gun, hoses and cable - 10m, controller)	Direct charge	Metallic paints	Ex II 2G 0.24mJ
N36190004 *	Package (spray gun, hoses and cable - 10m, controller)	Direct charge	Water-based paints	Ex II 2G 0.24mJ
N36190006 *	Package (spray gun, hoses and cable - 10m, controller)	Direct charge	Solvent-based paints	Ex II 2G 0.24mJ

* Air cap needs to be ordered separately!



Overspray-free application

100% transfer efficiency

Product families

EcoPaintJet - overspray-free paint applicator

EcoPaintJet

Overspray free paint applicator

EcoPaintJet is one of the most innovative developments in the paint industry ever made. In contrary to spray guns and bells, the **EcoPaintJet** does not atomize the paint, but creates constant streams of paint. This increases the transfer efficiency to 100% or in other words 0% overspray. As a consequence of no overspray, the pollution of air filters is reduced significantly which saves operating costs. In addition the spray pattern created by the **EcoPaintJet** is razor sharp. This allows to paint stripes or other types of simple patterns without masking. Last but not least, color changes are possible within a few seconds.

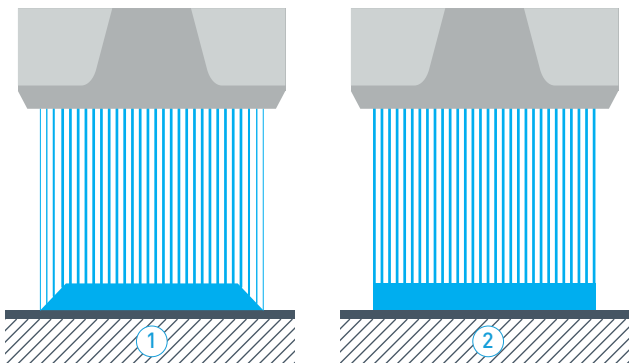


PRODUCT LINE

	EcoPaintJet
Spray pattern width	50 mm
Coating distance	5-25 mm
Application speed	< 2,000 mm/s
Weight	800 g
ATEX	Ex II 3G T6

Nozzle plate is not included.

TECHNICAL ILLUSTRATION



1 Spray pattern with overlap, 2 Spray pattern with sharp edge

CUSTOMER BENEFITS



Paint saving (almost 100% transfer efficiency)

No masking required

Lower operating costs due to elimination of overspray (e.g. reduced booth ventilation or reduced booth filtration requirements)

Significantly better environmental balance

Dürr standard components for fluid handling are retained

Fast colour changes possible

Border-sharp striping or overlapping surface application possible



Success story

PAN-DUR paints refrigeration equipment with Dürr's EcoPaintJet

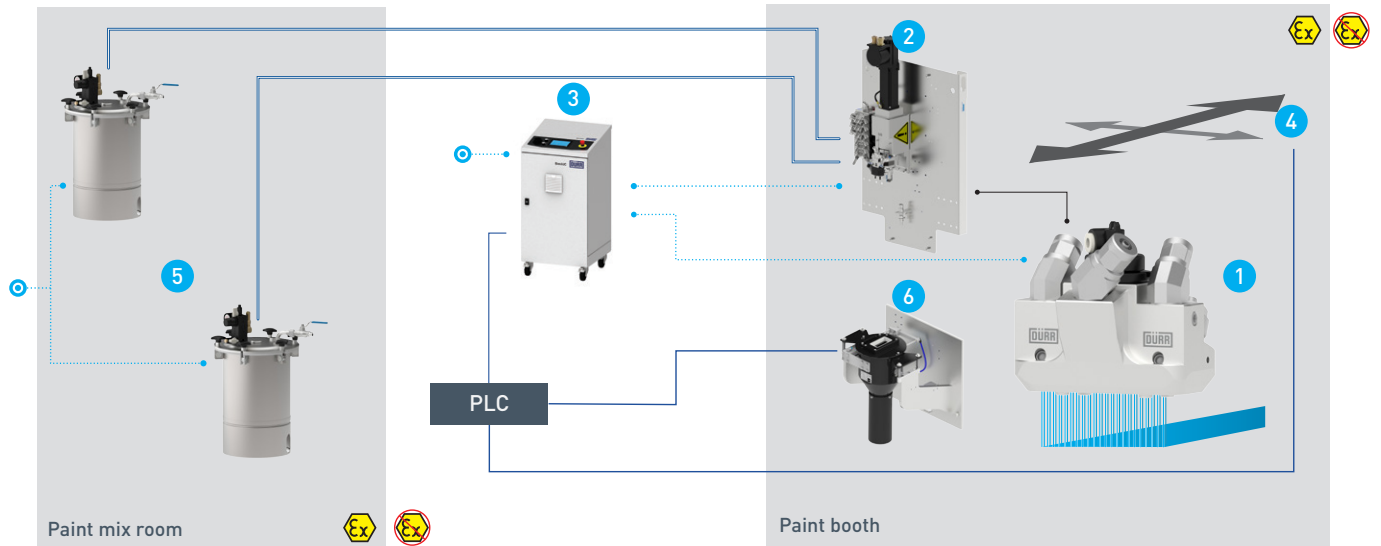
See more on page no. 149



Please contact us for more details at:
INP.Customer.Support@durr.com

Overspray free paint applicator

INTEGRATION SCHEME



APPLICATION COMPONENTS


- 1 **EcoPaintJet**
- 2 Fluid board
- 3 **EcoAUC - control unit**
- 4 Manipulator e.g. robot or X-Y-Z table
- 5 Pressure pot
- 6 **EcoPaintJet Cleaner**

ELECTRIC LINES

- Ethernet

MEDIA

- Paint hose
- Compressed air
- ⊙ Compressed air source



Color changers

Low pressure or high pressure color changer

Product families

EcoMCC3 20 – low pressure color changer


EcoMCC 200 – high pressure color changer

EcoValve7 20 – low pressure color changer with diaphragm valves

EcoMCC3 20

Low pressure color changer

The **EcoMCC3 20** color changer has been designed for rapid color changes. During design, great emphasis was focused on an optimal feed to realize a minimum color loss and maximum maintenance friendliness. This color change valve generation can be used with water or solvent-borne primer paints, top coating and 1K clear varnishes material to enable weight optimization. The **EcoMCC3 20** can be utilized independent or in combination with **EcoBell** or **EcoGun** product package.



CUSTOMER BENEFITS



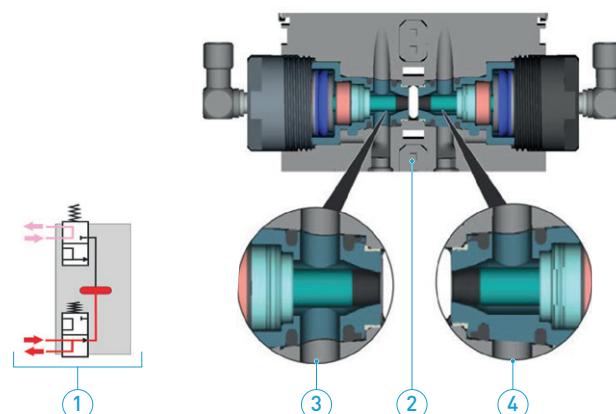
Highly flexible - can be extended at any time by adding a 2-color strip

Each color can either be configured as deadend or circulation system.

PRODUCT LINE

	EcoMCC3 20
Part No.	N14800002V
Connector fluid	Dürr paint fitting
Connector air	Push-in 4 mm
No. of colors	up to 36 colors
Max. fluid pressure	20 bar (290 psi)
Operating temperature	10-40 °C (50-104 °F)
Materials contacted by media	Polyoxymethylene (POM), Titanium, Stainless steel

TECHNICAL ILLUSTRATION



1 Single channel color changer in circulation mode, 2 Stainless steel valve, 3 Circulation, 4 Tap line mode

ORDER CODE

EcoMCC3 20			
Option	Code	Code	Option
No. of color deadend			Mounting rail
1-36	1-36	J	Yes
No. of color circulation			Sensors color changer
1-36	1-36	N	Without pressure sensor
No. of paint ducts		WP	With pressure sensor
A canal	A	WHTP	With HT-proof pres. sensor
AB canal	AB		Cover plate
AB single canal	AB-S	G	G1/8"
Executing direction			Type of valve color chang.
Left	L	3	EcoMCC3
Right	R	3S	EcoMCC3 S
Both sided	B		Purging technology
		N	None
		SP	Solvent/pulse air
		SPP	Solvent/pulse air/paint return

EcoMCC 200

High pressure color changer

The **EcoMCC 200** is a color changer solution for airless or air-assist varnishing of water and solvent-borne paint. Due to its short switching times, the **EcoMCC 200** is also suitable as a dosing valve in 2K applications. The color change is effected quickly thanks to short flushing and low dead space. An additional chamber contains a plasticizer that prevents both, hardening of the media on the valve needle and higher wear and tear.



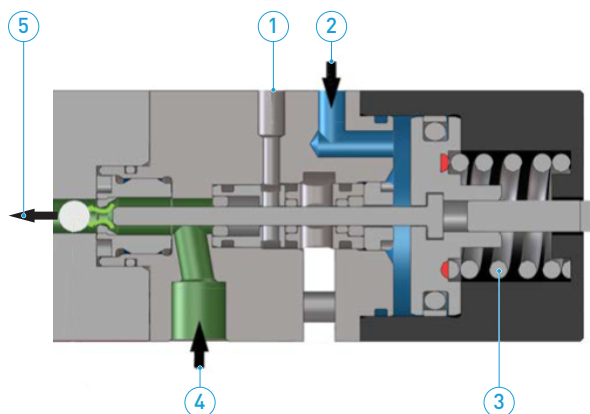
PRODUCT LINE

	EcoMCC 200 1C D SST	EcoMCC 200 2C D SST	EcoMCC 200 4C D SST
Part No.	N14100006	N14100001	N14100002
Connector fluid	G1/8" / G1/4"	G1/8" / G1/4"	G1/8" / G1/4"
Connector air	M5	M5	M5
No. of colors	1	2	4
Max. fluid pressure	200 bar (2,900 psi)	200 bar (2,900 psi)	200 bar (2,900 psi)
Operating temperature	15-40 °C (59-104 °F)	15-40 °C (59-104 °F)	15-40 °C (59-104 °F)
Materials contacted by media	Stainless steel, carbide	Stainless steel, carbide	Stainless steel, carbide



	EcoMCC 200 6C D SST	EcoMCC 200 8C D SST	EcoMCC 200 10C D SST
Part No.	N14100003	N14100004	N14100005
Connector fluid	G1/8 / G1/4"	G1/8" / G1/4"	G1/8" / G1/4"
Connector air	M5	M5	M5
No. of colors	6	8	10
Max. fluid pressure	200 bar (2,900 psi)	200 bar (2,900 psi)	200 bar (2,900 psi)
Operating temperature	15-40 °C (59-104 °F)	15-40 °C (59-104 °F)	15-40 °C (59-104 °F)
Materials contacted by media	Stainless steel, carbide	Stainless steel, carbide	Stainless steel, carbide

TECHNICAL ILLUSTRATION



1 Collecting pan connection, 2 Control air connection, 3 Compression spring, 4 Material inlet, 5 Material outlet

CUSTOMER BENEFITS



Standard offer includes up to 10 valves
 Material pressure up to 200 bar (2,900 psi)
 Carbide valve seat and needle for longer downtime periods
 Minimal flushing due to reduction of dead space
 Second chamber for plasticizers
 Faster valve change during maintenance
 ATEX Ex II 2G Ex h IIA T6 Gb X

EcoValve7 20

Low pressure color changer with diaphragm valves

EcoValve7 20 is a low pressure color changer, designed for advanced 2K application. In contrary to classical valve designs, the **EcoValve7 20** is equipped with a diaphragm seal between needle and piston. Therefore leakages are impossible. In addition, the valve opens automatically in an overpressure situation. The diaphragm valve is characterized by its extremely high lifetime, its easy to clean surface and its integrated needle seat which guarantees a fast maintenance.

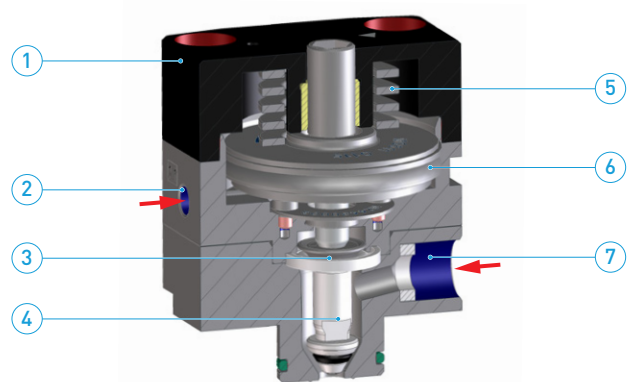


PRODUCT LINE				
	EcoValve7 20 1C	EcoValve7 20 2C	EcoValve7 20 3C	EcoValve7 20 4C
Part No.	N32350010	N32350011	N32350014	N32350012
Connector fluid	G1/8"	G1/8"	G1/8"	G1/8"
Connector air	M5	M5	M5	M5
No. of colors	1	2	3	4
Max. fluid pressure	20 bar (290 psi)	20 bar (290 psi)	20 bar (290 psi)	20 bar (290 psi)
Media temperature	15-50 °C (59-122 °F)	15-50 °C (59-122 °F)	15-50 °C (59-122 °F)	15-50 °C (59-122 °F)
Materials contacted by media	Stainless steel, titanium	Stainless steel, titanium	Stainless steel, titanium	Stainless steel, titanium



	EcoValve7 20 5C	EcoValve7 20 6C	EcoValve7 20 8C
Part No.	N32350015	N32350016	N32350020
Connector fluid	G1/8"	G1/8"	G1/8"
Connector air	M5	M5	M5
No. of colors	5	6	8
Max. fluid pressure	20 bar (290 psi)	20 bar (290 psi)	20 bar (290 psi)
Media temperature	15-50 °C (59-122 °F)	15-50 °C (59-122 °F)	15-50 °C (59-122 °F)
Materials contacted by media	Stainless steel, titanium	Stainless steel, titanium	Stainless steel, titanium

TECHNICAL ILLUSTRATION





1 Housing, 2 Control air inlet, 3 Diaphragm, 4 Needle, 5 Spring, 6 Diaphragm, 7 Material inlet

CUSTOMER BENEFITS



- Diaphragm technology of **EcoValve7 20** ensures a high lifetime and prevents the system from bursting hoses
- Flat surfaces allow easy cleaning
- Special industrial design of **EcoValve7 20** increases robustness by high value covers and surfaces



Cleaning devices

Application equipment cleaning



Product families

EcoGun Cleaner M – automatic cleaning device for manual spray guns

EcoBell Cleaner D – automatic cleaning device for **EcoBell2**


EcoGun CapCleaner – automatic cleaning device for automatic spray guns

EcoPaintJet Cleaner – automatic cleaning device for **EcoPaintJet**

EcoGun Cleaner M

Automatic cleaning device for manual spray guns

Cleaning device to perform an automatic color change with a pneumatic trigger to activate the manual gun release. Suitable for multi-component solvent-borne and water-borne paint with a pressure of maximum 200 bar.



CUSTOMER BENEFITS

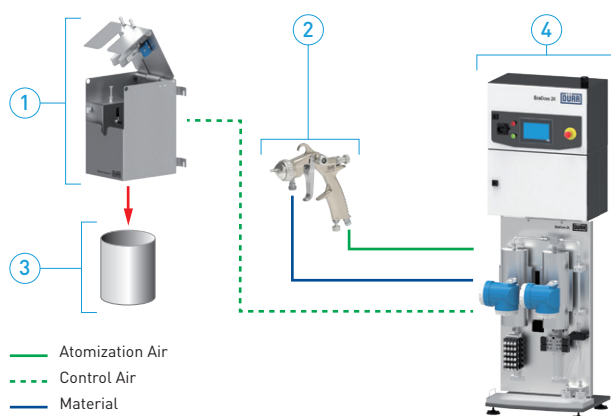


Automatic cleaning of manual spray guns

Pneumatically controlled

Direct control from **EcoDose** with pot time control

TECHNICAL ILLUSTRATION



1 EcoGun Cleaner M, 2 EcoGun AS MAN pressure feed,
3 Waste collecting bin (basket), 4 Dosing unit

PRODUCT LINE

	EcoGun Cleaner M
Part No.	N05010120
Available gun adapters*	EcoGun AS MAN 2PF (M65020334) EcoGun AS MAN 1PF (M65020344) EcoGun AA MAN 2P (M65020343) EcoGun AS MAN DC (M65020340) Graco Pro XP40 (M65020345) Graco Pro XP60 (M65020346) Graco Air Pro 1.1 (M65020347) SATA JET 3000 KRP (M65020348) Iwata W200 (M65020349) DeVilbiss GTi ProLite (M65020350) DeVilbiss JGA-510-704FF (M65020385)
Compatible controls	EcoDose 2K EcoDose 3K EcoDose 2K Easy
Max. fluid temperature	65 °C (149 °F)
Max. fluid pressure	7 bar (101.5 psi)
Field of use	1K or multicomponent paint applications. Mainly for flushing of manual guns e.g. in combination with EcoDose family.

* Other spray gun models on request.

EcoBell Cleaner D

Automatic cleaning device for EcoBell2

EcoBell Cleaner D is an efficient and quick solution to perform cleaning in an automatic painting process. The set of nozzles for solvent and air flushing provide reliable cleaning of the shaping air holes and part of the shroud. This ensures long lasting high quality performance in application processes.



CUSTOMER BENEFITS



The atomizer cleaner is suitable to remove water-borne and solvent-borne paints

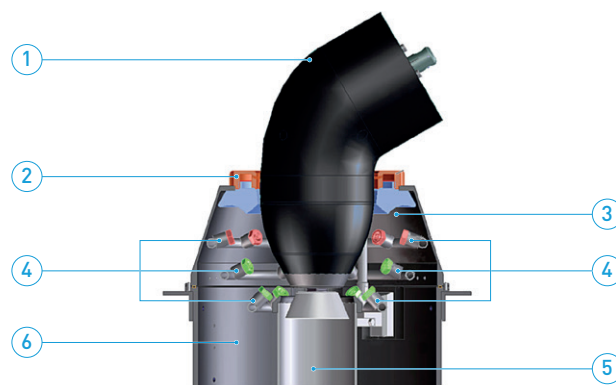
Ensures reliable and long lasting operation of rotary atomizers

Reduce maintenance times

PRODUCT LINE

	EcoBell Cleaner D
Part No.	N05040001
Compatible bells	EcoBell2
Max. fluid pressure	10 bar (145 psi)
Max. air pressure	8 bar (116 psi)
Max. fluid temperature	60 °C
Compatible atomizers	EcoBell2 SL EC (N34150003) EcoBell2 SL DC (N34150004) EcoBell2 SL EC 1K m.RF (N34150005) EcoBell2 SL DC 1K m.RF (N34150006)
Field of use	1K or multicomponent paint applications.

TECHNICAL ILLUSTRATION



1 Rotating atomizer, 2 Blow air ring, 3 Cleaning container, 4 Cleaning nozzles, 4 Inner tube, 6 Process flow



SELECTED ACCESSORIES

	Control unit for cleaning device	Bracket ZRG/LKRG S700	Adjustment tool teach RG D 2 AA
Part No.	N32220006	M19023576	W17150009

EcoGun CapCleaner

Automatic cleaning device for automatic spray guns

EcoGun CapCleaner is an efficient and quick solution to perform cleaning in an automatic painting process. The set of nozzles for solvent and air flushing provide reliable cleaning of the air cap. This ensures long lasting high quality performance in application processes. In comparison to brush-based cleaning devices, the **EcoGun CapCleaner** is not negatively affected by drying paint, as there is no direct contact with the brush or other components.



CUSTOMER BENEFITS

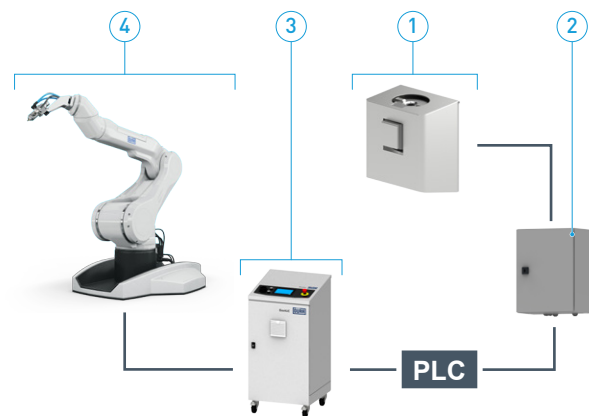


- The cap cleaner is suitable to remove water-borne and solvent-borne paints
- Ensures reliable and long lasting operation of spray gun air caps
- Reduce maintenance times

PRODUCT LINE	
	EcoGun CapCleaner
Part No.	N05310001
Compatible spray guns*	EcoGun AS AUTO EcoGuns AS AUTO pro (M30010375) EcoGun AA AUTO (M30010388)
Max. fluid pressure	10 bar (145 psi)
Max. air pressure	8 bar (116 psi)
Max. fluid temperature	60 °C
Field of use	1K or multicomponent paint applications.

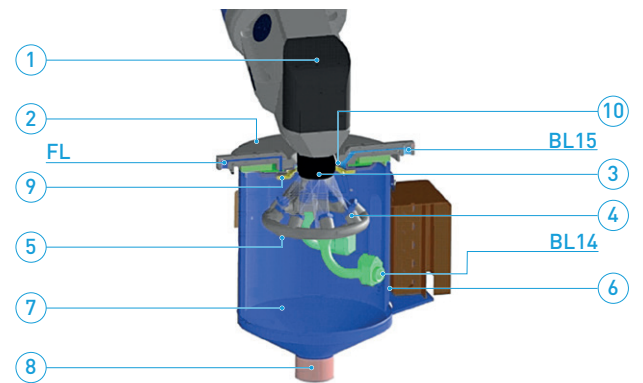
* Other spray gun models on request.

INTEGRATION SCHEME




1 EcoGun CapCleaner, 2 Control unit for cleaning device, 3 Application controller, 4 Painting robot, PLC Master painting process control system,

TECHNICAL ILLUSTRATION



1 EcoGun air atomizer, 2 Covering, 3 Air cap with union nut, 4 Blow pipe [BL 14], 5 Solvent distributor ring with nozzles (V11), 6 Ventilation boring, 7 Tank, 8 Drain, 9 Annular gap BL 15, 10 Sealing collar, FL Blocking air connection, BL14 Blowing air connection, BL15 Blowing air connection




SELECTED ACCESSORIES

	Control unit for Cleaning device	Bracket ZRG/ LKRG S700	Adjustment tool Teach RG D 2 AA
Part No.	N32220006	M19023576	W17150009

EcoPaintJet Cleaner

Automatic cleaning device for EcoPaintJet

EcoPaintJet Cleaner is an efficient and quick solution to perform cleaning in an automatic painting process. The set of nozzles for solvent and air flushing provide reliable cleaning of the nozzle plate of the **EcoPaintJet** applicator. This ensures long lasting high quality performance in application processes.



CUSTOMER BENEFITS

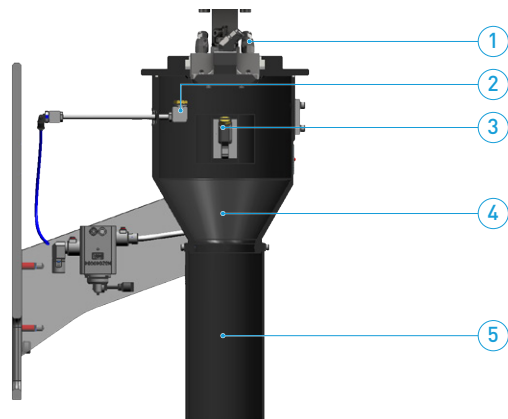


- The applicator cleaner is suitable to remove water-borne and solvent-borne paints
- Ensures reliable and long lasting operation of applicator
- Reduce maintenance times

PRODUCT LINE

	EcoPaintJet Cleaner
Part No.	N05060001
Compatible applicators	EcoPaintJet
Max. fluid pressure	3 bar (43 psi)
Max. air pressure	2 bar (29 psi)
Connector air	hose 4x6
Connector fluid	hose 6x9
Cleaning agent consumption per sequence	20-50 ml
Field of use	1K or multicomponent paint applications.

TECHNICAL ILLUSTRATION



1 EcoPaintJet, 2 Drying nozzle, 3 Cleaning nozzle, 4 Cleaner housing, 5 Outlet tube

INTEGRATION SCHEME



1 EcoPaintJet Cleaner, 2 EcoPaintJet, 3 Application controller, 4 Pneumatic control unit, PLC Master painting process control system,

SELECTED ACCESSORIES




	Bracket ZRG/LKRG S700
Part No.	M19023576



Success story

PAN-DUR paints refrigeration equipment with Dürr's EcoPaintJet

See more on page no. 149




Fluid board

Modular paint dosing and color change system

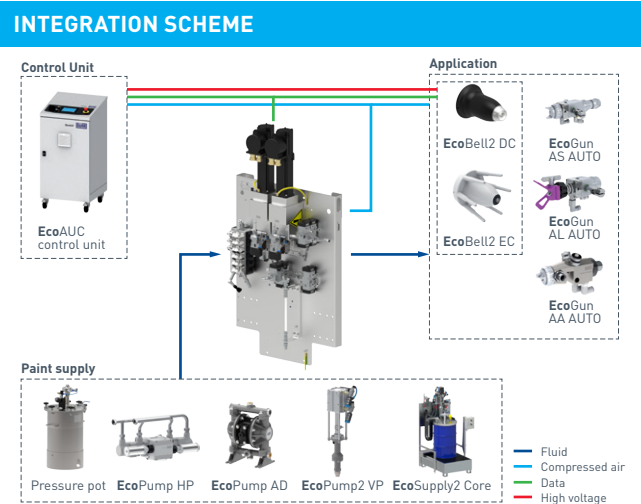
Fluid board

Modular paint dosing and color change system

The fluid board is designed to be fully controlled by the **EcoAUC** and covers application such as 1K or 2K, low or high pressure as well compatible for **EcoBell** or **EcoGun**. In addition to the color change technology with the **EcoMCC** as well as **EcoValve7** series valves, the **EcoPump9** GW for high-precision metering or the compact **EcoFlow** regulators for flow control are used. With the **EcoPump9** GW dosing pump, Dürr has the advantages with flank flushing (only for the 3cc/min and 4.5cc/min sizes) as well as pressure sensors at the pump inlet and outlet. The compact design of the Fluid board allows installation even in small rooms and does not cause any assembly time as it is delivered readily assembled.



PRODUCT LINE	
	Fluid board
Part No.	N13170001V
No. of colors	2-10 low pressure / 1-9 high pressure
No. of catalyst	1-3
Dosing system	Dosing pump or paint pressure regulator
Gear pump dimension component A	4,5cc, 3cc, 2cc, 1cc, 0,45cc
Gear pump dimension component B	4,5cc, 3cc, 2cc, 1cc, 0,45cc
Certification	EU / UL
EX	Zone 1



CUSTOMER BENEFITS



Delivered fully assembled. Only hoses and wires must be connected

Up to 10 colors and 3 catalysts

Available for high- or low-pressure application

Service and maintenance friendly

In combination with **EcoAUC** and **EcoBell** / **EcoGun** quickly created ready2integrate package

Color change technology with **EcoMCC** / **EcoValve7** series

EcoPump9 GW dosing pumps

EcoDocu available




Success story

PAN-DUR paints refrigeration equipment with Dürr's EcoPaintJet

See more on page no. 149

TECHNICAL ILLUSTRATION



1 Color changer paint, 2 Mounting board, 3 Servo drive, 4 Color changer catalyst, 5 Dosing pumps, 6 Static mixer

Fluid board

Modular paint dosing and color change system

ORDER CODE


Fluid board			
Option	Code	Code	Option
Version			Bypass catalyst
EU	EU	Y	Yes
US	US	N	No
Pressure range			Dosing pump catalyst (incl. pressure sensors)
Low pressure	20	045	0,45 ccm
High pressure	200	100	1,0 ccm
Prozess		200	2,0 ccm
1K	1K	300	3,0 ccm
2K *	2K	450	4,5 ccm
Application principle		N	Not relevant
Atomization	A		Dosing pump colors (incl. pressure sensors)
Overspray free application ****	P	045	0,45 ccm **
No. of colors (circulation) - LP only		100	1,0 ccm **
0	0	200	2,0 ccm **
2	2	300	3,0 ccm ***
4	4	450	4,5 ccm ***
6	6	N	Not relevant
8	8		Dosing system
10	10	DP	Dosing pump
No. of colors (deadend)		PPR	Paint pressure regulator
0	0		No. of catalysts deadend - LP
1 (HP only)	1	0	0
2 (LP only)	2	1	1
3 (HP only)	3	2	2
4 (LP only)	4	3	3
5 (HP only)	5		
6 (LP only)	6		
7 (HP only)	7		
8 (LP only)	8		
9 (HP only)	9		
10 (LP only)	10		

* available for low pressure application only, ** incl. bypass, *** incl. bypass & flank flushing, **** coming soon

ACCESSORIES



Support mounting plate R2S cpl.	
Part No.	M65860101




03

Material supply



Product groups

Paint supply system	56
Dosing units	65
Pumps	73
Fluid handling	94



Paint supply system



Product families

EcoSupply2 Core – low or high pressure paint delivery

EcoSupply P Core – reduction of color change losses for low pressure paint supply systems

Pressure pots – complete range of fluid supply containers

EcoSupply2 Core

Low or high pressure paint supply

The **EcoSupply2 Core** is fully assembled and modular to fit all different customer requirements. Due to its small dimensions it is a quick and clean solution for your paint mix room and therefore also for different industries. It can be chosen between different high and low pressure pumps and a wide range of pressure regulators, filters, agitators etc.



CUSTOMER BENEFITS

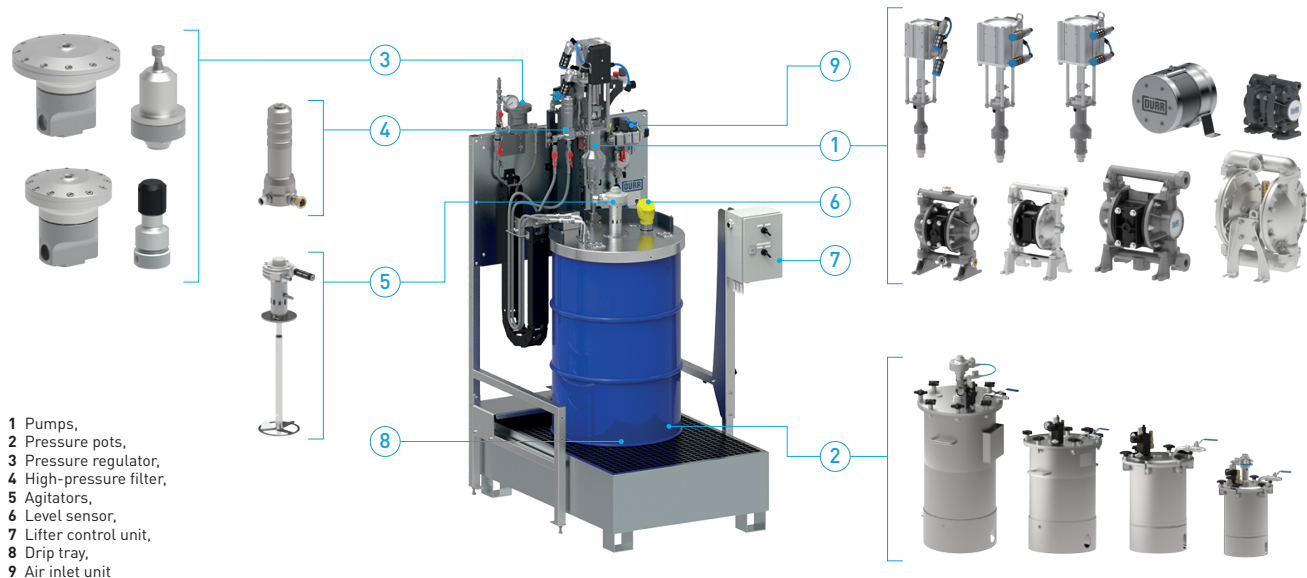


- Modular design for great versatility
- Two different compact sizes
- Easy to connect and to integrate
- Inner circulation for the pump system
- Wide range of accessories

PRODUCT LINE	
	EcoSupply2 Core
Part No.	N92230001V
Dimensions HxWxL	30/60 l: 1629 x 774 x 880 mm 200 l: 1629 x 1074 x 880 mm
Sizes	30, 60, 200 l
Connector air	G3/8" (female)
Max. air pressure	6.0 bar
Connector outlet	G1/4" (male)
Control	2-Hand-Control

STIRRING STATIONS	
Part No.	Description
N92230001	EcoSupply2 Core H30 Stirring Station
N92230002	EcoSupply2 Core H60 Stirring Station
N92230003	EcoSupply2 Core H200 Stirring Station

TECHNICAL ILLUSTRATION



EcoSupply2 Core

Low or high pressure paint supply

ORDER CODE

EcoSupply2 Core		1	2	3	4	5	6	7	8	9	10	11	12	13	14
Option	Code	Option		Code		Option		Code		Option		Code			
1 Version		5 Cover variant		11 Filter pump outlet											
EU	EU	Round with refill opening	RWF	149 µm	149										
US	US	None	N	None	N										
CN	CN														
2 Container		6 Lifter		12 Level measurement											
Hobbock < 30 l	H30	With 2-hand control unit	2H	Continuous level sensor	KF										
Hobbock < 60 l	H60	None	N	Limit Switch	KG										
Hobbock < 200 l	H200	7 Circulation		None	N										
Pressure Pot 10 SST	D10	Yes	Y	13 Dry-running protection											
Pressure Pot 12 SST	D12	No	N	Yes	Y										
Pressure Pot 20 SST	D20	8 Paint pressure regulator		No	N										
Pressure Pot 22 SST	D22	EcoFlow LPF1 M 10 bar	LP01	14 Drip tray											
Pressure Pot 45 SST	D45	EcoFlow LPF2 M 20 bar	LP02	Hot-dip galvanised	TZN										
Pressure Pot 60 SST	D60	EcoFlow LPF3 P 10 bar	LP03	Stainless steel	SST										
Feed Cup 6 l	F6	EcoFlow HPF1 M 15-150 bar	HP01												
		EcoFlow HPF2 M 90-270 bar	HP02												
		EcoFlow HPF3 P 20-150 bar	HP03												
		EcoFlow HPF4 P 40-320 bar	HP04												
		None	N												
3 Pumps		9 Back pressure regulator													
EcoPump AD 72 8,3 ACE 1/4"	AD01	EcoFlow LPR1 M 10 bar	LP01												
EcoPump AD 83 6,9 ACE 3/8"	AD02	EcoFlow LPR2 M 20 bar	LP02												
EcoPump AD 150 6,9 SST 1/2"	AD03	EcoFlow LPR3 P 10 bar	LP03												
EcoPump AD 150 6,9 ACE 1/2"	AD04	EcoFlow HPR1 M 15-150 bar	HP01												
EcoPump AD 150 6,9 ALU 1/2"	AD05	EcoFlow HPR2 M 90-270 bar	HP02												
EcoPump AD 600 8,3 ALU 1"	AD06	EcoFlow HPR3 P 20-150 bar	HP03												
EcoPump AD 600 8,3 SST 1"	AD07	EcoFlow HPR4 P 40-320 bar	HP04												
EcoPump AD 150 21 SST 3/8"	AD08	None	N												
EcoPump2 VP 120 200	VP01	10 Suction with filter													
EcoPump2 VP 120 80	VP02	Pressure pot filter 100 µm	100												
EcoPump2 VP 80 300	VP03	Pressure pot filter 150 µm	150												
EcoPump2 VP 80 120	VP04	Pressure pot filter 300 µm	300												
EcoPump2 VP 40 230	VP05	Disc filter 840 µm	840												
None	N	Filter cartridge 1520µm	1520												
		None	N												
4 Agitator															
Pneumatic, propeller	PP														
None	N														

CONFIGURATION EXAMPLES



Main configuration options

- Hobbock 200 l
- EcoPump2 VP 80 130
- Lifter
- Pressure regulator (pneumatic)
- Agitator
- Level sensor

Order code

-EU -H200 -VP2 -PP -RWF -2HF -Y
-LPF2 -N -D840 -149 -KF -N -SST



Main configuration options

- Hobbock 30 l
- EcoPump AD 150 21 SST 3/8" (3:1)
- Lifter
- Pressure regulator (pneumatic)
- Agitator
- Level sensor

Order code

-EU -H030 -AD8 -PP -RWF -2HF -Y
-LPF1 -N -D840 -149 -KF -N -SST



Main configuration options

- Pressure pot 60 liter
- EcoPump AD 150 21 SST 3/8" (3:1)
- Pressure regulator (manual)

Order code


-EU -D60 -AD8 -N -N -Y -LPF2 -N
-D840 -149 -N -N -SST

Other possible variants are available via online product configurator

EcoSupply P Core

Reduction of color change losses for low pressure paint supply systems

Every color change is accompanied by a certain loss of paint. In standard supply systems flushing agents and compressed air are used to clean the hoses before the next color can be loaded. Thus, the paint loss increases according to the length and the diameter of the hose that is installed between the color changer and the atomizer. To overcome this issue, Dürr provides components to build so called pig system, which is a kind of rubber plug, to clean the hose. As the pig may also be used to push the paint back into the container, paint losses can be reduced significantly. But also the consumption of flushing agents decreases. By means of multiple systems, one color can be used while another hose is prepared for the next color.



PRODUCT LINE	
	EcoSupply P Core
Part No.	N92220001V

CUSTOMER BENEFITS



- [Reduced consumption of flushing agents](#)
- [Significantly reduced paint loss during color change](#)
- [Can be combined with existing paint supply stations - e.g. EcoSupply2 Core](#)
- [Circulation or dead end structure possible](#)
- [Distance between source- and target station up to 100m](#)

PRODUCT COMPONENTS



	Distributor	Source/Target Station	Hoses	Pigs
Description	Distributor is installed at drop of point to ensure paint delivery into dosing system (e.g. Fluid board). It can be supplied in 1-channel or 2-channel variant.	Source station is used to control pig move. It can work in circulation or dead end mode.	Hoses (DN12) available in different length up to 100m.	Pig plugs for DN12 hoses.



	Sensor kit	Tool kit	Documentation
Description	Sensors ensure monitoring of pig position.	Various tools for maintenance and commissioning tasks.	Technical documentation with connection examples (Structure and sequences).

EcoSupply P Core

Reduction of color change losses for low pressure paint supply systems

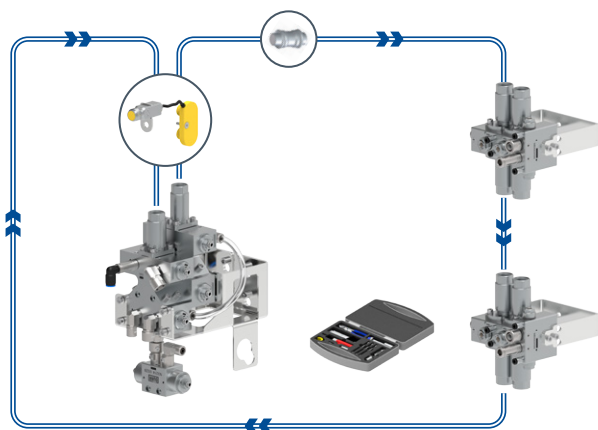
ORDER CODE

EcoSupply P Core			
Option	Code	Code	Option
Pig hose size		System	
DN12	12	CI	Circulation
Distributor A-channel-2 system		DE	Dead end
0 Pc	0	Tool case	
1 Pc	1	Y	Yes
2 Pcs	2	N	No
3 Pcs	3	Sensor Kit	
4 Pcs	4	2G	ATEX Zone 2G
Distributor A-channel-4 system		3G	ATEX Zone 3G
0 Pc	0	Length of piggable hose	
1 Pc	1	40	40m
2 Pcs	2	50	50m
3 Pcs	3	60	60m
4 Pcs	4	70	70m
Distributor AB-channel-2 system *		80	80m
0 Pc	0	90	90m
1 Pc	1	100	100m
2 Pcs	2	Pig	
3 Pcs	3	5	5 Pcs
4 Pcs	4	6	6 Pcs
Distributor AB-channel-4 system *		7	7 Pcs
0 Pc	0	8	8 Pcs
1 Pc	1	9	9 Pcs
2 Pcs	2	10	10 Pcs
3 Pcs	3		
4 Pcs	4		

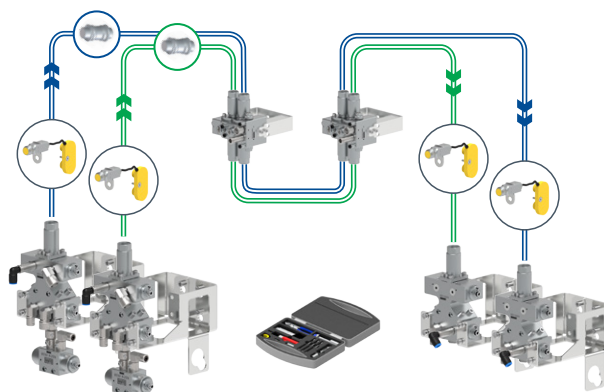
* AB channel allows connection of two appliers or quick color change, 2-system: two piggable hoses , 4-system: four piggable hoses

Note: Every configuration includes only one set of source and target station, hose length and sensor kit (source, target).

For second (third or fourth) system you need to make new configuration without distributor.



Example 1: One system setup, Circulation, Two distributors, Sensor kit, Tool box

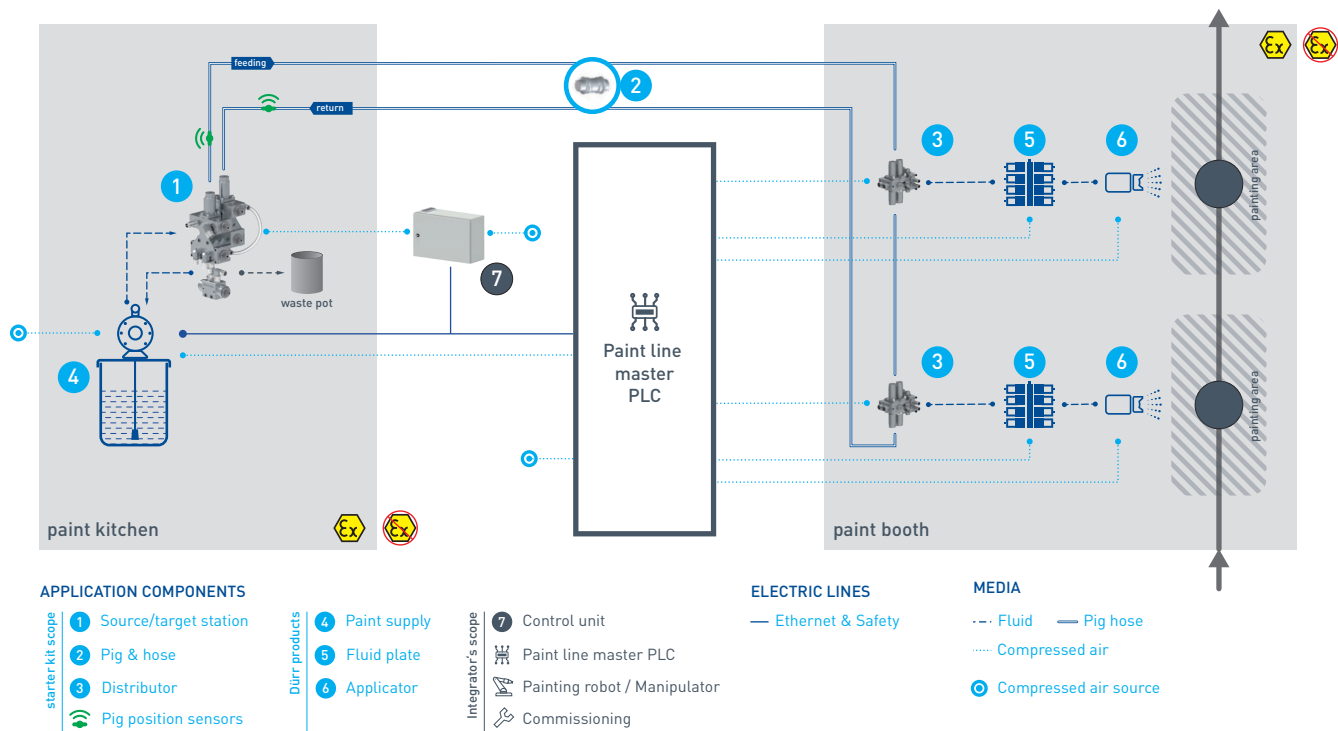


Example 2: Two system setup, Dead end, Two distributors, Sensor kit, Tool box

EcoSupply P Core

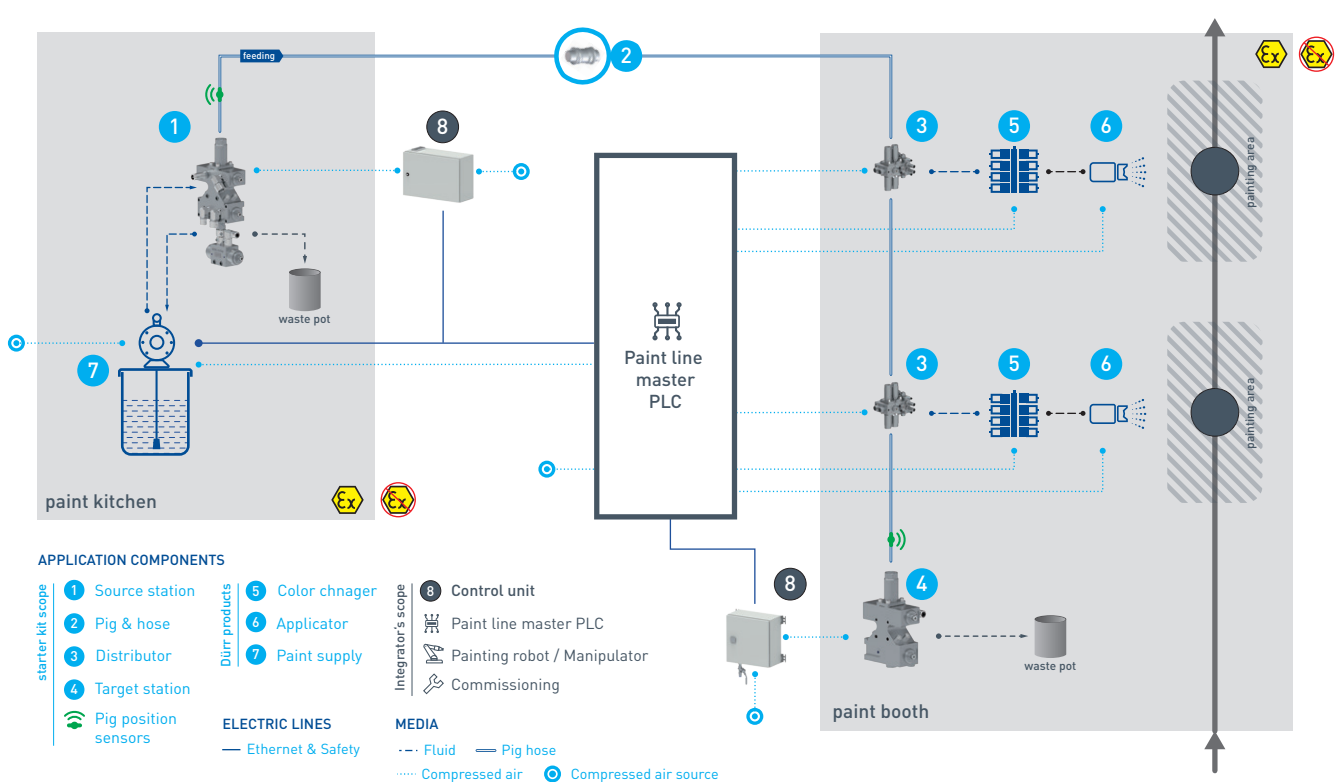
Reduction of color change losses for low pressure paint supply systems

CONNECTION SCHEME – CIRCULATION



This scheme covers only one of many possible connection scenarios.

CONNECTION SCHEME – DEAD END



This scheme covers only one of many possible connection scenarios.

Pressure pots

Pressure pots with a volume of up to 60 liters

The Dürr pressure pot product group is available with or without pneumatic agitators. Pressure pots are suitable for all fluids and solvents supplying manual or automatic spray guns or other equipment. A great advantage of pressure pots is their smooth material delivery without pulsations. There is a line of pressure pots with different volumes available.



PRODUCT LINE - PRESSURE POTS WITHOUT AGITATOR

	Pressure Pot 2 Al	Pressure Pot 2 SST	Pressure Pot 10 SST	Pressure Pot 12 SST
Part No.	N08160001V			
Net capacity w/o container insert, max.	2 l	1.8 l	9 l	11.8 l
Net capacity with container insert, max.	—	—	6.2 l	9 l
Material contacted by media	Aluminium	Stainless steel	Stainless steel	Stainless steel
Material connector	G3/8" (male)	G3/8" (male)	G1/4" (male)	G1/4" (male)
Connector air inlet / outlet	G1/4" / G1/4" (male)	G1/4" / G1/4" (male)	G1/4" / G1/4" (male)	G1/4" / G1/4" (male)
Max. air pressure	6.0 bar (87 psi)	6.0 bar (87 psi)	6.0 bar (87 psi)	6.0 bar (87 psi)
Max. operating pressure	3.0 bar (44 psi)	6.0 bar (87 psi)	6.0 bar (87 psi)	6.0 bar (87 psi)
Certification	EU (also for CN)	EU, CN, US (ASME)	EU (also for CN)	US (ASME)



	Pressure Pot 20 SST	Pressure Pot 22 SST	Pressure Pot 45 SST	Pressure Pot 60 SST
Part No.	N08160001V			
Net capacity w/o container insert, max.	15 l	19.5 l	42.8 l	58.6 l
Net capacity with container insert, max.	12.3 l	14.5 l	32.9 l	46.6 l
Material contacted by media	Stainless steel	Stainless steel	Stainless steel	Stainless steel
Material connector	G3/8" (male)	G3/8" (male)	G3/8" (male)	G3/8" (male)
Connector air inlet / outlet	G1/4" / G1/4" (male)	G1/4" / G1/4" (male)	G1/4" / G1/4" (male)	G1/4" / G1/4" (male)
Max. air pressure	6.0 bar (87 psi)	6.0 bar (87 psi)	6.0 bar (87 psi)	6.0 bar (87 psi)
Max. operating pressure	6.0 bar (87 psi)	6.0 bar (87 psi)	6.0 bar (87 psi)	6.0 bar (87 psi)
Certification	EU (also for CN)	US (ASME)	EU, CN, US (ASME)	EU, CN, US (ASME)

Note

This product contains seals made of FKM. When using materials containing solvents, we strongly recommend the use of FEP seals (see parts numbers on page no. 65). For further technical details please contact us.



Success story

PAN-DUR paints refrigeration equipment with Dürr's EcoPaintJet

See more on page no. 149

Pressure pots

Pressure pots with a volume of up to 60 liters



PRODUCT LINE - PRESSURE POTS WITH AGITATOR

	Pressure Pot 10 SST	Pressure Pot 12 SST	Pressure Pot 20 SST
Part No.	N08170001V		
Net capacity w/o container insert, max.	9 l	11.8 l	15 l
Net capacity with container insert, max.	6.2 l	9 l	12.3 l
Material contacted by media	Stainless steel	Stainless steel	Stainless steel
Material connector	G1/4" (male)	G1/4" (male)	G3/8" (male)
Connector air inlet / outlet	G1/4" / G1/4" (male)	G1/4" / G1/4" (male)	G1/4" / G1/4" (male)
Max. air pressure	6.0 bar (87 psi)	6.0 bar (87 psi)	6.0 bar (87 psi)
Max. operating pressure	6.0 bar (87 psi)	6.0 bar (87 psi)	6.0 bar (87 psi)
Certification	EU (also for CN)	US (ASME)	EU (also for CN)




	Pressure Pot 22 SST	Pressure Pot 45 SST	Pressure Pot 60 SST
Part No.	N08170001V		
Net capacity w/o container insert, max.	19.5 l	42.8 l	58.6 l
Net capacity with container insert, max.	14.5 l	32.9 l	46.6 l
Material contacted by media	Stainless steel	Stainless steel	Stainless steel
Material connector	G3/8" (male)	G3/8" (male)	G3/8" (male)
Connector air inlet / outlet	G1/4" / G1/4" (male)	G1/4" / G1/4" (male)	G1/4" / G1/4" (male)
Max. air pressure	6.0 bar (87 psi)	6.0 bar (87 psi)	6.0 bar (87 psi)
Max. operating pressure	6.0 bar (87 psi)	6.0 bar (87 psi)	6.0 bar (87 psi)
Certification	CN, US (ASME)	EN, CN, US (ASME)	EU, CN, US (ASME)

Note

This product contains seals made of FKM. When using materials containing solvents, we strongly recommend the use of FEP seals (see parts numbers on on page no. 65). For further technical details please contact us.

Pressure pots

Pressure pots with a volume of up to 60 liters



ACCESSORIES – PRESSURE POTS

	Transport carriage	Container inside	Connection lower outlet	Earthing line
Part No.	N25090039 (for 10 SST) N25090040 (for 12 SST) N25090041 (for 20/22 SST) N25090042 (for 45/60 SST)	M38060022 (for 10 SST) M38060023 (for 12 SST) M38060024 (for 20 SST) M38060025 (for 22 SST) M38060014 (for 45 SST) M38060026 (for 60 SST)	M01010249 (for 10 SST) M01010249 (for 12 SST) M01010250 (for 20 SST) M01010251 (for 22 SST) M01010247 (for 45/60 SST)	E04030004
Description	Allows easier carriage of pressure pot.	Inner pot made of stainless steel.	Kit for bottom material outlet. Requires transport carriage and a pressure pot without container inside.	Earthing line length 5 m with clamp, cable lug 10x5.



	Container Inliner PP for PRP 10 SST	Handle for PRP 10 SST + 20 SST (set)	Quick coupling DL DN9
Part No.	M38060027	M21050182	N40060004
Pressure pot versions	Pressure Pot 10 SST	Pressure Pot 10 SST / 20 SST	Available for all pressure pot versions
Description	Disposable, single use inliner for a clean and quick paint change.	For an easy location change if you have short distances.	Quick coupling made of brass for an easier attachment of the air hose.

FEP SEALING KITS

	For pressure pots with and without agitator
Part No.	M08810222 (2 AL) M08810223 (2 SST) M08810221 (10 SST) M08810220 (12 SST) M08810219 (20 SST) M08810218 (22 SST) M08810217 (40 SST+ 60 SST)
Description	Sealing suitable for solvent based materials.

Pressure pots

Pressure pots with a volume of up to 60 liters

ORDER CODE – WITHOUT AGITATOR

PPN			
Option	Code	Code	Option
Version			Level sensor ***
EU	EU	ES	Empty switch
US (ASME)	US	CS	Capacitive sensor
China	CN	N	None
Volume			Container use
2 SST - usable capacity: 1.8 l	2	Y	Yes
10 SST - usable capacity: 9 l	10	N	No
12 SST - usable capacity: 11.8 l	12		No. of additional regulators
20 SST - usable capacity: 15 l	20	0R	0
22 SST - usable capacity: 19.5 l	22	1R	1
45 SST - usable capacity: 42.8 l	45	2R	2
60 SST - usable capacity: 58.6 l	60		Lower material outlet
Operating pressure max.		PL	Plug
3 bar *	3		Upper material outlet
6 bar	6	1C	1 Connector
Material		2C	2 Connectors
Aluminium (only for 2 AL)	AL		
Stainless steel **	SST		

* Only available for 2 AL ** Not available for 2 AL *** Level sensor available only for volumes 20 SST, 22 SST, 45 SST and 60 SST

ORDER CODE – WITH AGITATOR

PPA			
Option	Code	Code	Option
Version			Level sensor *
EU	EU	ES	Empty switch
US (ASME)	US	CS	Capacitive sensor
China	CN	N	None
Volume			Container use
10 SST - usable capacity: 9 l	10	Y	Yes
12 SST - usable capacity: 11.8 l	12	N	No
20 SST - usable capacity: 15 l	20		No. of additional regulators
22 SST - usable capacity: 19.5 l	22	0R	0
45 SST - usable capacity: 42.8 l	45	1R	1
60 SST - usable capacity: 58.6 l	60	2R	2
Agitator			Lower material outlet
Pneumatic	PN	PL	Plug
Operating pressure max.			Upper material outlet
6 bar	6	1C	1 Connector
Material		2C	2 Connectors
Stainless steel	SST		

* Level sensor available only for volumes 20 SST, 22 SST, 45 SST and 60 SST.



Dosing units

Solution for 2K and 3K paint application

Product families

EcoDose 2K – dosing units for two component materials

EcoDose 3K – dosing units for three component materials

EcoDose 2K Easy – dosing unit for two component materials



EcoDose 2K

Dosing units for two component materials

The Dürr **EcoDose 2K** unit is an electronic dosing system suitable for high and low pressure applications. It can be used in manual and automatic processes. Optimized for quick color changes and easy flushing, it enhances resource utilization and contributes to higher application efficiency. Fluids are measured consistently and precisely, even media with different viscosities. Typical fluids handled are 1K or 2K materials, water and solvent-borne paints, varnishes, lacquers and monolayer paints.



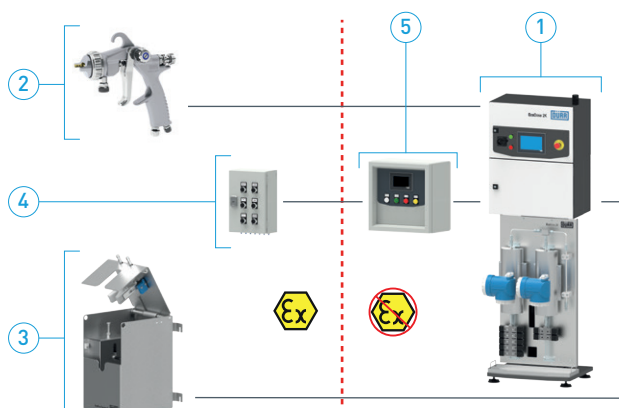
TECHNICAL ILLUSTRATION

	EcoDose 2K
Part No.	N10100003V
Max. fluid pressure	20 / 160 / 200 bar (290 / 2,320 / 2,900 psi)
Flow rate	40 – 4.000 cc/min *
Fluid viscosity range	30 – 2.000 mPas (cps) **
Mixing ratio	1:0 / 1:1 – 30:1
Flow meter type	Coriolis / Gear wheel
Temperature measurement	Yes (Coriolis only) - upon request

* Depending on flow meter type and fluid technical specs.
(viscosity, paint supply equipment and pressures, ...)

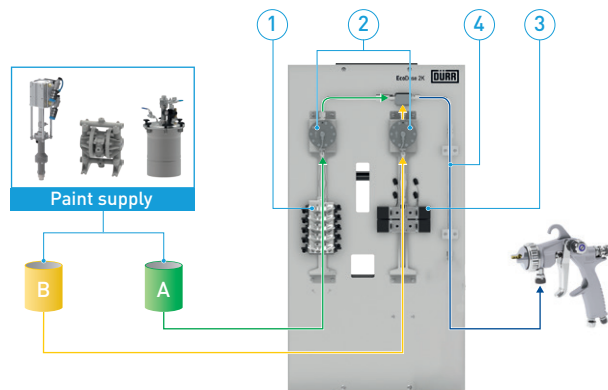
** Range to be considered as general indication, actual values
depending on job related paintshop conditions

CONNECTION SCHEME



1 EcoDose 2K, 2 EcoGun, 3 Spray gun cleaner, 4 Pneumatic remote control,
5 Remote control HMI

TECHNICAL ILLUSTRATION



1 Color change block component A, 2 Flow control / Measuring cell component A & B
3 Color change block component B, 4 Static mixer component A & B

CUSTOMER BENEFITS



Flow rate measurement by Coriolis or
gear flow measuring cell

Exact volumetric dosing of both
components

Constant and precise accuracy of the
mixing ratio

Monitoring of all dosing functions such as
pot life, flow- / mixing ratio of the single
and mixed components incl. dedicated
alarms

Automatic color change

Independent flushing circuits for both
components

No premixing chamber

Implementation and control of the
EcoDose 2K via higher level control
possible

Intuitive user interface for quick
programming of individual settings

High process reliability

Automatic flow control with programmed
setpoint [cc/min] available without
additional hardware

Optional remote diagnosis and remote
control available

EcoDose 2K

Dosing units for two component materials

ORDER CODE

EcoDose 2K			
Option	Code	Code	Option
Pressure range *		Version	
Low pressure (max. 20 bar)	20	EU	EU
High pressure (max. 160 / 200 bar)	200	US	US
Application process		Closed loop flow control	
Standard Mode	MG	Y	Yes
Design		N	No
Mounted on stand	S	Preparation for dump valve	
Remote fluid sect., stand	RS	Y	Yes
Remote fluid sect., no stand	RNS	N	No
Isolation for high tension		Preparation remote diagnosis	
No	N	Y	Yes **
Drip tray		N	No
No	N	Remote control	
Yes	Y	N	None
Filter compressed air inlet		M	Magnetic switch box (Non Ex)
None	N	P	Pneumatic with separate visulisation (Ex)
5 µm	F5	Preparation EcoGun Cleaner M	
Signal tower		1GC	1 EcoGun Cleaner M
None	N	2GC	2 EcoGun Cleaner M
Three colors	ST	N	None
Flow control type comp. A ***		No. of controlled atomizers	
Gear 0.005..2 l/min	GF1	1A	1
Gear 0.02..3 l/min	GF2	2A	2
Coriolis (160 bar)	CF1	Color flow regulator	
Coriolis (200 bar)	CF2	N	None
Flow control type comp. B ***		P25	Pneumatic 2.5 l/min
Gear 0.005..2 l/min	GF1	Mixing ratio	
Gear 0.02..3 l/min	GF2	LR	< 10:1
Coriolis (160 bar)	CF1	HR	> 10:1
Coriolis (200 bar)	CF2	No. of component A - deadend (paint)	
No. of component B - deadend (catalyst)		1-10	2/4/6/8/10 (20bar) 1/3/5/7/9 (160/200bar) ****
1	1	No. of component A - circulation (paint)	
3	3	2-10	2/4/6/8/10 (20bar) ****

* High pressure system available with Coriolis 160 bar or 200 bar

** GSM card not scope of supply

*** Available also with mixed configuration of flow control (coriolis and gear flow meter)

**** Max. 10 colors in combination circulation and deadend (20bar) possible

EcoDose 3K

Dosing units for three component materials

The Dürr **EcoDose 3K** unit is an electronic dosing system suitable for high and low pressure applications. It can be used in manual and automatic processes. Optimized for quick color changes and easy flushing, it enhances resource utilization and contributes to higher application efficiency. Fluids are measured consistently and precisely, even media with different viscosities. Typical fluids handled are 1K, 2K or 3K materials, water and solvent-borne paints, varnishes, lacquers and monolayer paints.



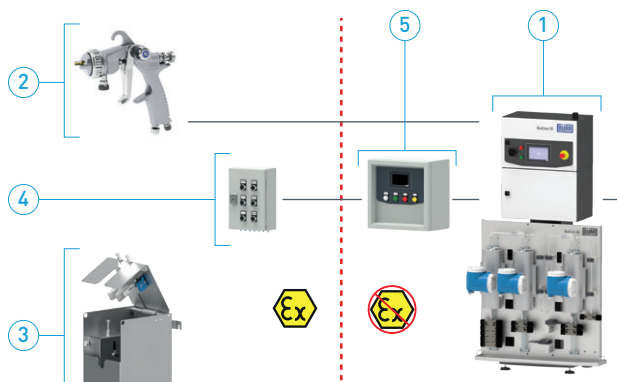
PRODUCT LINE

	EcoDose 3K
Part No.	N10110001V
Max. fluid pressure	20 / 160 / 200 bar (290 / 2,320 / 2,900 psi)
Flow rate	40 – 4,000 cc/min *
Fluid viscosity range	30 – 2,000 mPas (cps) **
Flow meter type	Coriolis / Gear wheel
Temperature measurement	Yes (Coriolis only) - upon request

* Depending on flow meter type and fluid technical specs.
(viscosity, paint supply equipment and pressures, ...)

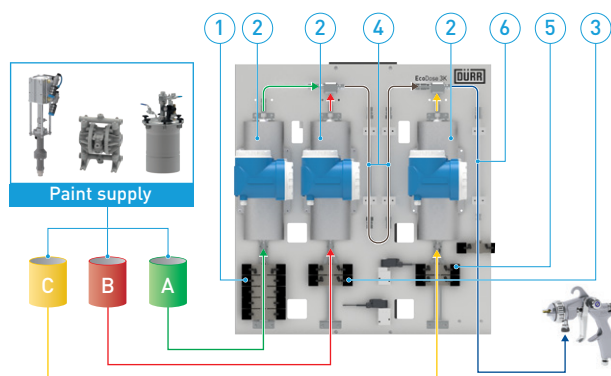
** Range to be considered as general indication, actual values
depending on job related paintshop conditions

CONNECTION SCHEME



1 EcoDose 3K, 2 EcoGun, 3 Spray gun cleaner, 4 Pneumatic remote control, 5 Remote control HMI

TECHNICAL ILLUSTRATION



1 Color change block component A, 2 Flow control / Measuring cell component A / B & C, 3 Color change block component B, 4 Static mixer component A & B, 5 Color change block component C, 6 Static mixer component A/B & C

CUSTOMER BENEFITS



Flow rate measurement by Coriolis or gear flow measuring cell

Exact volumetric dosing of all three components

Constant and precise accuracy of the mixing ratio

Monitoring of all dosing functions such as pot life, flow / mixing ratio of the single and mixed components incl. dedicated alarms

Automatic color change

Independent flushing circuits for both components

No premixing chamber

Intuitive user interface for quick programming of individual settings

High process reliability

Automatic flow control with programmed setpoint [cc/min] available without additional hardware

Optional remote diagnosis and remote control available

EcoDose 3K

Dosing units for three component materials

ORDER CODE

EcoDose 3K			
Option	Code	Code	Option
Pressure range *		Version	
Low pressure (max. 20 bar)	20	EU	EU
High pressure (max. 160 / 200 bar)	200	US	US
Application process		Closed loop flow control	
Standard Mode	MG	Y	Yes
Design		N	No
Mounted on stand	S	Preparation for dump valve	
Remote fluid sect., stand	RS	Y	Yes
Remote fluid sect., no stand	RNS	N	None
Isolation for high tension		Preparation remote diagnosis	
No	N	Y	Yes **
Drip tray		N	None
No	N	Remote control	
Yes	Y	N	None
Filter compressed air inlet		M	Magnetic switch box (Non Ex)
None	N	P	Pneumatic with separate visulisation (Ex)
5 µm	F5	Preparation EcoGun Cleaner M	
Signal tower		1GC	1 Eco Gun Cleaner M
None	N	2GC	2 Eco Gun Cleaner M
Three colors	ST	N	None
Flow control type comp. A ***		No. of controlled atomizers	
Gear 0.005..2 l/min	GF1	1	1
Gear 0.02..3 l/min	GF2	2	2
Coriolis (160 bar)	CF1	Color flow regulator	
Coriolis (200 bar)	CF2	N	None
Flow control type comp. B ***		P25	Pneumatic 2.5 l/min
Gear 0.005..2 l/min	GF1	Mixing ratio	
Gear 0.02..3 l/min	GF2	LR	< 10:1
Coriolis (160 bar)	CF1	HR	> 10:1
Coriolis (200 bar)	CF2	No. of component A - deadend (paint)	
Flow control type comp. C ***		2-10	2/4/6/8/10 (20bar) 1/3/5/7/9 (160/200bar) ****
Gear 0.005..2 l/min	GF1	No. of component A - circulation (paint)	
Gear 0.02..3 l/min	GF2	2-10	2/4/6/8/10 (20bar) ****
Coriolis (160 bar)	CF1	No. of component B - deadend	
Coriolis (200 bar)	CF2	1	1
No. of component C - deadend		3	3
1	1		
3	3		

* High pressure system available with Coriolis 160 bar or 200 bar

** GSM card not scope of supply

*** Available also with mixed configuration of flow control (coriolis and gear flow meter)

**** Max. 10 colors in combination circulation and deadend (20bar) possible

EcoDose 2K Easy

Dosing units for two component materials

The **EcoDose 2K Easy** represents the entry level of dosing units, offering high quality performances combined with the premium level components known from the **EcoDose 2K/3K** product family. The **EcoDose 2K Easy** is an electronic dosing system suitable for high and low pressure applications. It can be used in manual and automatic processes. Optimized for quick color changes and easy flushing, it enhances resource utilization and contributes to higher application efficiency. Fluids are measured consistently and precisely, even media with different viscosities. Typical fluids handled are 1 or 2K materials, water and solvent based paints, varnishes, lacquers and monolayer paints.



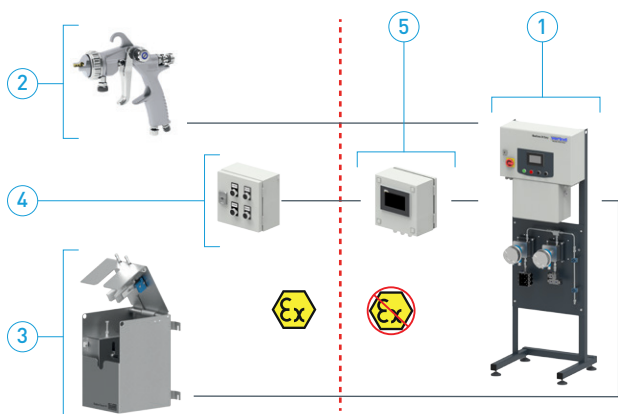
PRODUCT LINE

	EcoDose 2K Easy
Part No.	see part numbers on page 71
Max. fluid pressure	20 / 160 bar (290 / 2,320 psi) – max. Coriolis) / 200 bar (2,900 psi) – max. gear measuring cell)
Flow rate	40 – 4.000 cc/min *
Fluid viscosity range	30 – 2.000 mPas (cps) **
Mixing ratio	1:1 – 10:1
Flow meter type	Coriolis / Gear wheel

* Depending on flow meter type and fluid technical specs. (viscosity, paint supply equipment and pressures, ...)

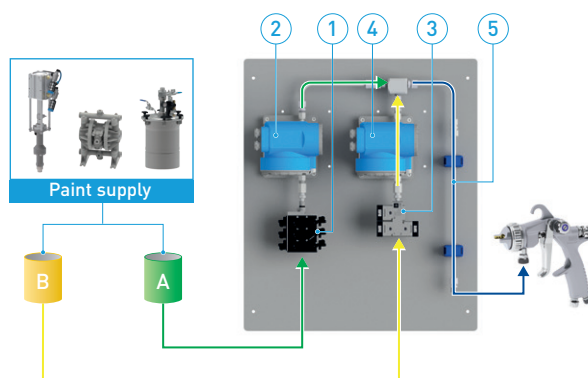
** Range to be considered as general indication, actual values depending on job related paintshop conditions

CONNECTION SCHEME



1 EcoDose 2K Easy, 2 EcoGun, 3 Spray gun cleaner, 4 Pneumatic remote control, 5 Remote control HMI

TECHNICAL ILLUSTRATION



1 Paint valve, 2 Measured paint amount, 3 Catalyst valve, 4 Preset amount of catalyst measured, 5 Static mixing of the paint and catalyst

CUSTOMER BENEFITS



Flow rate measurement by coriolis or gear flow meter

Exact volume controlled dosing of both components

High and constant mixing ratio accuracy

Monitoring of all dosing functions such as pot life and mixing ratio

Automatic color change controlled by volume

Independent flushing circuits for both components no premixing chamber

Smooth start-up procedure

Intuitive user interface touch screen 4,3"

Atex fluidic panel (II3G Ex h IIA T4 Gc)

Industry 4.0 compliant

EcoDose 2K Easy

Dosing units for two component materials

ORDER NUMBERS - EcoDose 2K EASY

Part No.	Pressure range	Flow control type component A	Flow control type component B	No. of component A	No. of component B
N10140003	max. 20 bar (LP)	Gear S	Gear S	2	1
N10140004	max. 20 bar (LP)	Gear S	Gear S	4	1
N10140005	max. 20 bar (LP)	Gear S	Gear S	4	2
N10140006	max. 20 bar (LP)	Gear S	Gear S	5	1
N10140007	max. 20 bar (LP)	Gear L	Gear S	2	1
N10140008	max. 20 bar (LP)	Gear L	Gear S	4	1
N10140009	max. 20 bar (LP)	Gear L	Gear S	4	2
N10140010	max. 20 bar (LP)	Gear L	Gear S	5	1
N10140011	max. 20 bar (LP)	Gear L	Gear L	2	1
N10140012	max. 20 bar (LP)	Gear L	Gear L	4	1
N10140013	max. 20 bar (LP)	Gear L	Gear L	4	2
N10140014	max. 20 bar (LP)	Gear L	Gear L	5	1
N10140015	max. 200 bar (HP)	Gear S	Gear S	1	1
N10140016	max. 200 bar (HP)	Gear S	Gear S	3	1
N10140017	max. 200 bar (HP)	Gear S	Gear S	3	3
N10140018	max. 200 bar (HP)	Gear S	Gear S	5	1
N10140019	max. 200 bar (HP)	Gear L	Gear S	1	1
N10140020	max. 200 bar (HP)	Gear L	Gear S	3	1
N10140021	max. 200 bar (HP)	Gear L	Gear S	3	3
N10140022	max. 200 bar (HP)	Gear L	Gear S	5	1
N10140023	max. 200 bar (HP)	Gear L	Gear L	1	1
N10140024	max. 200 bar (HP)	Gear L	Gear L	3	1
N10140025	max. 200 bar (HP)	Gear L	Gear L	3	3
N10140026	max. 200 bar (HP)	Gear L	Gear L	5	1
N10140027	max. 20 bar (LP)	Coriolis	Coriolis	2	1
N10140028	max. 20 bar (LP)	Coriolis	Coriolis	4	1
N10140029	max. 20 bar (LP)	Coriolis	Coriolis	4	2
N10140030	max. 20 bar (LP)	Coriolis	Coriolis	5	1
N10140031	max. 160 bar (HP)	Coriolis	Coriolis	1	1
N10140032	max. 160 bar (HP)	Coriolis	Coriolis	3	1
N10140033	max. 160 bar (HP)	Coriolis	Coriolis	3	3
N10140034	max. 160 bar (HP)	Coriolis	Coriolis	5	1

Gear L – gear measuring cell Large (0,02 .. 3 l/min), Gear S – gear measuring cell Small (0,005 .. 2 l/min),
Coriolis – non mechanical flow metering (0,005 .. 3 l/min)

ACCESSORIES


Part No.	Description	Part No.	Description
N32920006	Kit atomization air for one gun	N32920010	Kit remote fluid panel Coriolis version 1x component B (hardener)
N32920007	Kit EcoGun Cleaner M control	N32920011	Kit remote fluid panel Coriolis version 2x component B (hardener)
N32920008	Kit remote fluid panel Gear version 1x component B (hardener)	F30900006	Kit pneumatical remote control
N32920009	Kit remote fluid panel Gear version 2x component B (hardener)	M19023945	Bracket pneumatical remote control

Which 2K solution is suitable for me?

Compare the features of 2K solutions from Dürr

Feature	EcoDose 2K	EcoDose 2K Easy
HMI	Touch 7 inch	Touch 4,3 inch + 4 buttons
Main air pressure control	YES	NO
Atomization air control	YES	NO
Flushing programs	10	1
Gear Flow meter	YES	YES
Coriolis flow meter	YES (Premium range)	YES (Core range)
Remote fluid section	YES	YES *
Close loop	YES	NO
High mixing ratio kit (>10:1)	YES	NO
Gun needle on/off trigger	1/2	1 *
EcoGun Cleaner M	YES	YES*
Recipes number	99	9
Remote control	YES	YES
Remote diagnosis	YES	NO
Preparation for dump valve	YES	NO
Pressure range	20 / 160 / 200 bar	20 / 160 / 200 bar
Paint flow regulator (LP version)	YES (2)	NO
Max number of component A	10	5
Max number of component B	3	3
Industry 4.0 ready (automatic station)	YES (Full)	YES (Basic)
Frame	Premium frame	Basic Frame
Atex certification of fluidic section	3G	3G
Drip Tray	YES	NO
Certification	CE or UL	CE (UL on demand)
Safety functions	YES (E-Stop push button)	YES (Manual power switch)
Plant safety interface	YES (fire, ventilation, external E-stop)	NO

* available as optional accessories



Pumps

Pump solutions for any kind of application



Product families

EcoPump HP - air operated horizontal piston pumps

EcoPump HPE - electrical operated horizontal piston pumps

EcoPump VP - air operated vertical piston pumps

EcoPump AD - air operated diaphragm pumps

EcoPump9 GW - gear wheel dosing pumps

EcoPump Packages - ready to use sets

EcoPump HP

Air operated horizontal piston pumps

The **EcoPump HP** is an air driven horizontal piston pump. It has been manufactured and tested according to Dürr's well-proven quality standards. Performance and durability are further distinguishing characteristics in order to meet the highest demands. With a concealed shaft seal this **EcoPump HP** is primarily designed for paint circulation systems as well as fluid transfer and supply. A horizontal two piston design guarantees equal thrust on both strokes and a rapid pump change-over with a quick release valve for reduced surge. Its modular design enables easy maintenance. Typically handled fluids are water and solvent-borne paints, varnishes, enamels and lacquers.

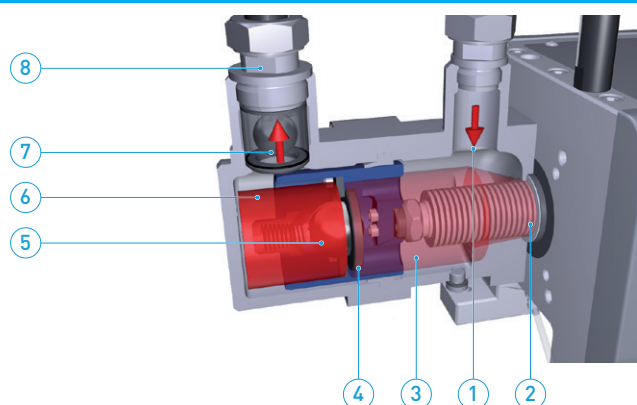


PRODUCT LINE

	EcoPump HP 400 21	EcoPump HP 800 21	EcoPump HP 1600 21
Part No.	N24160008	N24160009	N24160010
Weight	45.0 kg	54.4 kg	94.0 kg
Connector inlet / outlet	EcoTube DN25 (female) *	EcoTube DN25 (female) *	EcoTube DN25 (female)*
Connector air	G3/8" (female)	G3/8" (female)	G3/4" (female)
Displacement	400 cc/cycle	800 cc/cycle	1,600 cc/cycle
Ratio	3.5:1	3.5:1	3.5:1
Max. fluid pressure	21 bar (305 psi)	21 bar (305 psi)	21 bar (305 psi)
Flow rate @ rec. cycles	8 l/min (2.1 gal/m)	16 l/min (4.2 gal/m)	32 l/min (8.5 gal/m)
Recommended cycles	20 cyc/min **	20 cyc/min **	20 cyc/min **
Max. air pressure	6.0 bar (87 psi)	6.0 bar (87 psi)	6.0 bar (87 psi)

* Sanitary type fluid ports are available as an option. ** Cycles for continuous operation and partial load.

TECHNICAL ILLUSTRATION



HP & HPE pump principle
1 Material inlet, **2** Bellows, **3** Material suction chamber, **4** Piston, **5** Piston ball seat, **6** Material outlet chamber, **7** Material outlet ball seat, **8** Material outlet

CUSTOMER BENEFITS



Balanced pressure variations

Stainless steel fluid section

Tested according to DIN EN 12162 and well-proven Dürr quality standards

Low icing by thermal isolation of the muffler and optimized air flow

Four-ball design

No exposed shaft seal

Lubricant free

Horizontal two-piston design guarantees equal thrust on both strokes

Rapid pump change-over with quick release valve for reduced surge


Modular pump design, easy to maintain

Wide range of accessories available

EcoPump HPE

Electrical operated horizontal piston pumps

The **EcoPump HPE** is a horizontal piston pump with an electric drive to achieve superior performance with lower operating costs. It has been manufactured according to Dürr's well-proven quality standards. Durability and reliability are further distinguishing characteristics in order to meet the highest demands. With a concealed shaft seal the **EcoPump HPE** is primarily designed for paint circulation systems as well as fluid transfer and supply. A horizontal two piston design guarantees equal thrust on both strokes. Its modular design enables easy maintenance. Typically handled fluids include water and solvent-borne paints, varnishes, enamels and lacquers. The **EcoPump HPE** has been tested according to DIN EN 12162.

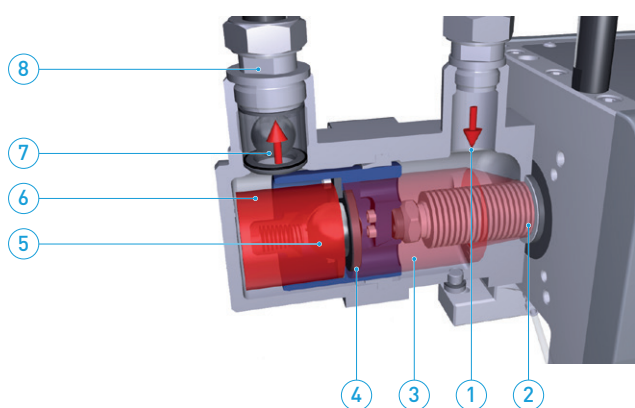


PRODUCT LINE

	EcoPump HPE 400 21	EcoPump HPE 800 21	EcoPump HPE 1600 21
Part No.	N24260021	N24260022	N24260023
Weight	158 kg	188 kg	340 kg
Connector inlet / outlet	EcoTube DN25 (male) *	EcoTube DN25 (male) *	EcoTube DN25 (male) *
Displacement	400 cc/cycle	800 cc/cycle	1,600 cc/cycle
Parts contacted by media	Stainless steel	Stainless steel	Stainless steel
Max. fluid pressure	21 bar (305 psi)	21 bar (305 psi)	21 bar (305 psi)
Flow rate @ rec. cycles	8 l/min (2.1 gal/m) **	16 l/min (4.2 gal/m) **	32 l/min (8.4 gal/m) **
Rated power	0.75 kW	1.50 kW	3.00 kW

* Sanitary type fluid ports are available as an option. ** Cycles for continuous operation and partial load.

TECHNICAL ILLUSTRATION



HP & HPE pump principle

1 Material inlet, 2 Bellows, 3 Material suction chamber, 4 Piston, 5 Piston ball seat, 6 Material outlet chamber, 7 Material outlet ball seat, 8 Material outlet

CUSTOMER BENEFITS



Tested according to DIN EN 12162 and well-proven Dürr quality standards

Electrical drive provides superior performance with lower operating costs

Stainless steel fluid sections

Four-ball design

No exposed shaft seal

Lubricant free




Horizontal two-piston design guarantees equal thrust on both strokes

Modular pump design, easy to maintain

ATEX Ex II 2G Ex h IIA T4 Gb X

EcoPump HPE

Electrical operated horizontal piston pumps



PRODUCT LINE			
	EcoPump HPE 400 21 US EcoPump HPE 400 21 UHM PTF KR EcoPump HPE 400 21 UHM PTF JP	EcoPump HPE 800 21 US EcoPump HPE 800 21 UHM PTF KR EcoPump HPE 800 21 UHM PTF JP	EcoPump HPE 1600 21 UHM PTF US EcoPump HPE 1600 21 UHM PTF KR EcoPump HPE 1600 21 UHM PTF JP
Part No.	N24260005 N24260014 N24260017	N24260006 N24260015 N24260018	N24260007 N24260016 N24260019
Weight	154 kg	186 kg	370 kg
Connector inlet / outlet	EcoTube DN25 (male) *	EcoTube DN25 (male) *	EcoTube DN25 (male) *
Displacement	400 cc/cycle	800 cc/cycle	1,600 cc/cycle
Parts contacted by media	Stainless steel	Stainless steel	Stainless steel
Max. fluid pressure	21 bar (305 psi)	21 bar (305 psi)	21 bar (305 psi)
Flow rate @ rec. cycles	8 l/min (2.1 gal/m) **	16 l/min (4.2 gal/m) **	32 l/min (8.4 gal/m) **
Rated power	1.12 kW	1.50 kW	3.7 kW

* Sanitary type fluid ports are available as an option. ** Cycles for continuous operation and partial load.

EcoPump2 VP

Air operated vertical piston pumps

The **EcoPump2 VP** is a pneumatically driven vertical piston pump for medium and high pressure applications. Proven design and long term durability make these pumps the perfect choice for small and middle applications of paint, mastics and adhesives to furniture, steel structures or walls and other objects. The **EcoPump2 VP** is suitable for airless or air-assist application and is available in numerous configurations with various air inlet modules, pressure relief valves, trolleys and adjacent devices.



Watch
product
video



PRODUCT LINE

	EcoPump2 VP 40 230	EcoPump2 VP 80 120	EcoPump2 VP 80 300	EcoPump2 VP 120 80	EcoPump2 VP 120 200
Part No.	N24170034 (PE) N24170043 (PTFE)	N24170035 (PE) N24170044 (PTFE)	N24170036 (PE) N24170045 (PTFE)	N24170037 (PE) N24170046 (PTFE)	N24170039 (PE) N24170047 (PTFE)
Weight	16.7 kg	19.5 kg	28.5 kg	22.5 kg	31.5 kg
Transmission Ratio	33:1	17:1	44:1	11:1	29:1
Volume/Cycle	40 cc/cycle	80 cc/cycle	80 cc/cycle	120 cc/cycle	120 cc/cycle
Flow Rate max. (durable)	0.8 l/min	1.6 l/min	1.6 l/min	2.4 l/min	2.4 l/min
Material pressure max.	230 bar (3336 psi)	120 bar (1740 psi)	300 bar (4351 psi)	80 bar (1160 psi)	200 bar (2901 psi)
Connection Outlet	G3/8"	G3/8"	G3/8"	G3/8"	G3/8"
Air pressure max.	7.0 bar (87 psi)	7.0 bar (87 psi)	7.0 bar (87 psi)	7.0 bar (87 psi)	7.0 bar (87 psi)
Operating Temp. max.	10 - 60 °C (50 - 140 °F)	10 - 60 °C (50 - 140 °F)	10 - 60 °C (50 - 140 °F)	10 - 60 °C (50 - 140 °F)	10 - 60 °C (50 - 140 °F)

TECHNICAL ILLUSTRATION

One changeover valve for all pumps

Lubrication-free changeover valve

Ice reduction kit - optional

Maintenance friendly and modular air motor

Optional sensors for stroke detection

Extremely smooth piston rod surface
for increased service life

Captive coupling


No cover required – Stocking optional

Fluid outlet turnable in 90° steps

Easy to clean shape

Acid resistant stainless steel

Special tool-free fluid inlet



EcoPump VP

Air operated vertical piston pumps



Watch
product
video



	EcoPump VP 500 180 SST PU	EcoPump VP 500 270 SST PU	EcoPump VP 250 360 SST PU	EcoPump VP 1000 90 SST PU	EcoPump VP 1000 135 SST PU
Part No.	N24170027	N24170028	N24170025 N24170026 - PE packing	N24170029	N24170030
Weight	83.9 kg	103.4 kg	56.1 kg	89.0 kg	123.0kg
Connector inlet / outlet	G2" / G1½" (female)	G2" / G1½" (female)	G1½" / G1¼" (female)	G2" / G1½" (female)	G2" / G1½" (female)
Connector air	G3/4" (female)	G3/4" (female)	G3/4" (female)	G3/4" (female)	G3/4" (female)
Displacement	500 cc/cycle	500 cc/cycle	250 cc/cycle	1,000 cc/cycle	1,000 cc/cycle
Ratio	30:1	45:1	60:1	15:1	23:1
Max. fluid pressure	180 bar (2,611 psi)	270 bar (3,915 psi)	360 bar (5,220 psi)	90 bar (1,305 psi)	135 bar (1,958 psi)
Flow rate @ rec. cycles	5 l/min (1.32 gal/m)	5 l/min (1.32 gal/m)	2.5 l/min (0.66 gal/m)	10 l/min (2.6 gal/m)	10 l/min (2.6 gal/m)
Recommended cycles*	10 cyc/min	10 cyc/min	10 cyc/min	10 cyc/min	10 cyc/min
Max. air pressure	6.0 bar (87psi)	6.0 bar (87psi)	6.0 bar (87 psi)	6.0 bar (87 psi)	6.0 bar (87 psi)

* Cycles for continuous operation and partial load.



VP PUMP PACKINGS

Part No.	N24960070 + N24960071	N24960184 + N24960185	N24960189 + N24960190	N24960192 + N24960193
Compatible pumps	EcoPump VP 250 360 (N24170025)	EcoPump2 VP 40 230 (N24170034)	EcoPump2 VP 80 120 (N24170035) EcoPump2 VP 80 300 (N24170036)	EcoPump2 VP120 80 (N24170034) EcoPump2 VP 120 200 (N24170039)
Usage	Water-borne paint and water-borne wax, acidic catalysts.	Water based and Solvent based paints, cleaning detergents, clearcoats and hardeners (also with catalytic acids)		
Material	PU, EPDM, PTFE, Brass	PE, PTFE-Graphite		



Part No.	N24960221 + N24960224	N24960221 + N24960225	N24960223 + N24960226
Compatible pumps	EcoPump2 VP 40 230 PTFE (N24170034)	EcoPump2 VP 80 120 PTFE (N24170035) EcoPump2 VP 80 300 PTFE (N24170036)	EcoPump2 VP120 80 PTFE (N24170034) EcoPump2 VP 120 200 PTFE (N24170039)
Usage	Solvents (e.g. Aceton, Methyl Ethyl Ketone)		
Material	PTFE, PTFE-Graphite		

EcoPump AD

Air operated diaphragm pumps

A wide choice of materials for the pump housing makes the **EcoPump AD** the best solution for different kinds of fluid handling such as abrasive and particle containing fluids. The typical field of application of the **EcoPump AD** is to handle oil, water, waste liquids with and without solid particle, debris, water and solvent-borne paints, varnishes, enamels and lacquers. The **EcoPump AD** pump will operate in circulation or direct fluid delivery mode. The simple design of **EcoPump AD** allows easy maintenance and service.



Watch
product
video



PRODUCT LINE

	EcoPump AD 150 21 SST 3/8"	EcoPump AD 150 21 SST 3/8"	EcoPump AD 72 8 ACE 1/4"	EcoPump AD 83 6,9 ACE 3/8"
Part No.	N24140013	N24140014	N24140005	N24140006
Weight	19.8 kg	19.8 kg	1.6 kg	1.9 kg
Connector inlet / outlet	G3/8" / G3/4" (female)	G3/8" / G3/4" (female)	G1/4" (female)	G3/8" (female)
Connector air	G1/4" (female)	G1/4" (female)	1/4" NPT (female)	1/4" NPT (female)
Displacement	150 cc/cycle	150 cc/cycle	72 cc/cycle	83 cc/cycle
Ratio	3:1	3:1	1:1	1:1
Max. fluid pressure	21 bar (305 psi)	21 bar (305 psi)	8.6 bar (125 psi)	6.9 bar (100 psi)
Flow rate max.*	3.0 l/min (0.78 gal/min)	3.0 l/min (0.78 gal/min)	6.5 l/min (1.7 gal/min)	13 l/min (3.4 gal/min)
Parts contacted by media	Stainless steel, POM	Stainless steel, PTFE	Acetal, PTFE	Acetal, PTFE

* strongly dependent on the material



	EcoPump AD 150 6,9 SST 1/2"	EcoPump AD 150 7 ACE 1/2"	EcoPump AD 150 7 ALU 1/2"
Part No.	N24140007	N24140008	N24140009
Weight	6.6 kg	4.0 kg	3.8 kg
Connector inlet / outlet	G1/2" (female)	1/2" NPT (female)	G1/2" (female)
Connector air	1/4" NPT (female)	1/4" NPT (female)	1/4" NPT (female)
Displacement	150 cc/cycle	150 cc/cycle	150 cc/cycle
Ratio	1:1	1:1	1:1
Max. fluid pressure	6.9 bar (100 psi)	6.9 bar (100 psi)	6.9 bar (100 psi)
Flow rate max.*	16 l/min (4.2 gal/min)	16 l/min (4.2 gal/min)	16 l/min (4.2 gal/min)
Parts contacted by media	Stainless steel, PTFE	Acetal, PTFE	Stainless steel, Al, PTFE

* strongly dependent on the material

EcoPump AD

Air operated diaphragm pumps



PRODUCT LINE			
	EcoPump AD 600 8 SST 1"	EcoPump AD 600 8 ALU 1"	EcoPump AD 2420 8 SST 1 1/2"
Part No.	N24140004	N24140010	N24140011
Weight	16.3 kg	8.6 kg	38.3 kg
Connector inlet / outlet	G1" (female)	G1" (female)	G1½" (female)
Connector air	1/4" NPT (female)	1/4" NPT (female)	1/2" NPT (female)
Displacement	600 cc/cycle	600 cc/cycle	2,420 cc/cycle
Ratio	1:1	1:1	1:1
Max. fluid pressure	8.3 bar (120 psi)	8.3 bar (120 psi)	8.3 bar (120 psi)
Flow rate max. *	44 l/min (11.6 gal/min)	44 l/min (11.6 gal/min)	113 l/min (29.8 gal/min)
Parts contacted by media	Stainless steel, PTFE	Stainless steel, Al, PTFE	Stainless steel, PTFE


* strongly dependent on the material

CUSTOMER BENEFITS



- Selected choice of materials for housing
- Easy maintenance and service
- Highly flushable
- Suitable for abrasive fluids and media containing solids

TECHNICAL ILLUSTRATION




1 Material outlet, 2 Pneumatic part, 3 Fluid part, 4 Air inlet, 5 Material inlet, 6 Mounting feet

EcoPump9 GW 20

Gear wheel dosing pumps

The **EcoPump9 GW** is a highly efficient gear wheel pump, cavity-free in a compact configuration, achieving a perfect color change with a very low purging time. It has been manufactured and tested in compliance to Dürr's well-proven quality standards. Based on decades of experience in the area of paint application, the **EcoPump9 GW** has emerged as the perfect device for 1K and 2K dosing of water and solvent-borne paint.



PRODUCT LINE

	EcoPump9 GW
Part No.	N24190001V
Flow per revolution	0.45-4.5 cm ³
Min. / Max. speed	20 / 200 rpm
Connector inlet / outlet	Dürr paint fitting
Max. fluid pressure	20 bar (290 psi)
Dosing accuracy (+/-)	2.0%
Bypass	Optional
Overpressure valve	Optional
Pressure sensor	Optional
DLC coating	included in pump size 3 and 4.5 cm ³

CUSTOMER BENEFITS



Low installation space required due to small footprint

Minimal purging time

Targeted purging of the shafts and bearing bore by patented wash-up system

Fast pre-paint bypass valve (with purgeable pump)

High stability due to patented construction

Usage of hardened stainless steel with DLC coating to reduce friction and abrasion

Modular pump concept


Quick disassembly of paint hoses

Large operating range

Simplified service & maintenance

Tested according to Dürr quality standards

TECHNICAL ILLUSTRATION




- 1 Connection block, 2 Material outlet „PA“, 3 Material outlet „PE“,
4 Bypass block (optional), 5 Over pressure valve (optional),
6 Rinsing agent connection, 7 Check fluid receiver.

EcoPump9 GW 20

Gear wheel dosing pumps

ORDER CODE

EcoPump9 GW 20					
Option	Code			Code	Option
Maximum conveying capacity					Liquid seal
90 ml/min, not purgeable	045			W	Water purging agent
200 ml/min, not purgeable	100			M	Mesamol
400 ml/min, not purgeable	200			B	Butylglycol
600 ml/min, not purgeable	300			N	None
900 ml/min, not purgeable	450				Paint duct
600 ml/min, purgeable	F300			A	A-Channel
900 ml/min, purgeable	F450			B	B-Channel
Sensors pump					Spacer
Pressure sensors w. cable, IP	P			S	Yes
Pressure sensors, High tension	HT			NS	No
None	N				Bypass
Paint pressure regulator				1H	Yes (non purgeable pump)
1:1 max. 8 bar	8			H	Yes (purgeable pump)
1:1 max. 8 bar ceramics	8C			N1H	No
2:1 max. 16 bar	16				
None	D13				



ACCESSORIES - GEAR WHEEL PUMPS

	Gear unit GW 20 w/o drive EC	Gear unit GW 20 w/o drive IC	Digital servomotor 0,8Nm 9000rpm	Digital servomotor 0,8Nm 9000U 2G	Digital servomotor 0,8Nm 9000U UL
Part No.	N10190001	N10190002	N23150057	N23150066	N23150067
Compatible pumps	all GW pumps	all GW pumps	all GW pumps	all GW pumps	all GW pumps
Description	Non-isolated transmission unit to connect servomotor with gear wheel pump. Suitable for external charge or solvent-borne installations.	Isolated transmission unit to connect servomotor with gear wheel pump. Suitable for direct charge installations.	Servomotor for actuation of gear wheel pumps.	Servomotor for actuation of gear wheel pumps. Ex certification.	Servomotor for actuation of gear wheel pumps. US certification.

EcoPump Packages

Ready to use sets

The pump packages are fully assembled portable modules, which are ready to use. The modular design ensures the use in multiple industries including wood finishing and exterior painting. Equipment for high-pressure coating based on **EcoPump2 VP** pumps are available as well as low pressure coating devices which use a line of **EcoPump AD** pumps. Variability is ensured by wide configuration options where the selection is made between different assembly modules like carriage, suction type or optional accessory to extend user’s comfort.



PRODUCT LINE			
	EcoPump2 VP Package	EcoPump2 VP Core Package	EcoPump AD Package 2
Part No.	N92130001V	see page no. 88	N92120002V
Weight	24.0-90.0 kg	19.0-37.0 kg	19.0-37.0 kg
Pressure category	High pressure	High pressure	Low pressure
No. of pumps	5 types	5 types	7 types
Suction units	Direct / hose / feed cup 6 l	Hose	Hose / feed cup 6 l
Racks	Trolley / wall mount	Wall mount	Trolley / wall mount

TECHNICAL ILLUSTRATION

1 Pumps, 2 Suction modules, 3 Trolley / Wall mount, 4 Pressure regulator (optional), 5 High-pressure filter (optional)

CUSTOMER BENEFITS

- Modular design for great versatility
- Low or high pressure variant
- Filtration on inlet and outlet (optional)
- Flow regulator
- Electronic control unit (optional for VP pumps only)
- Wide range of accessories

Success story

Step by step – we coat staircases too!

See more on page no. 149

EcoPump2 VP Package

Modules overview

1 Pumps

Pumps are delivered in different ratios and displacement volumes.

2 Maintenance units

Used for inlet air regulation. Units are attached according to motor type and application method used (Airless, Air-assist).



3 Material feeding

- Direct suction
- Flexible suction
- Feed cup (6 liters)



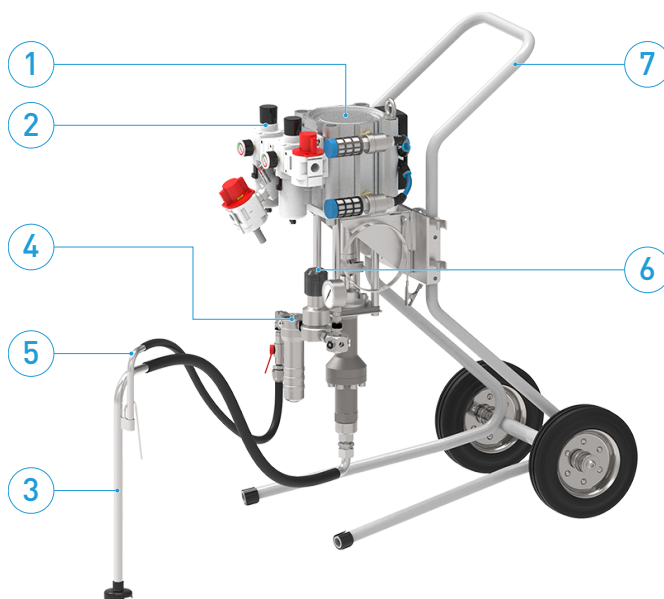
4 High pressure filter

High pressure filter is used for filtration of fluid on pump outlet. It has also a function of pulse damper.



5 Pressure relief units

Used for safe relief of pressure from fluid section. There are different variants depending on package configuration.



6 Pressure regulator

Optional pressure regulator allows precise adjustment of the material on pumps outlet.



7 Racks

- Wall mount (default)
- Trolley



EcoPump2 VP Package

ORDER CODE

EcoPump2 VP Package						
Option	Code				Code	Option
Pump						High-pressure filter
EcoPump2 VP 40 230 PE	VP1				Y	Yes
EcoPump2 VP 40 230 PTFE	VP1+				N	No
EcoPump2 VP 80 120 PE	VP2					Pressure regulator
EcoPump2 VP 80 120 PTFE	VP2+				Y	Yes
EcoPump2 VP 80 300 PE	VP3				N	No
EcoPump2 VP 80 300 PTFE	VP3+					Trolley
EcoPump2 VP 120 80 PE	VP4				Y	Yes
EcoPump2 VP 120 80 PTFE	VP4+				N	No
EcoPump2 VP 120 200 PE	VP5					Suction module
EcoPump2 VP 120 200 PTFE	VP5+				DS	Direct suction (lance 0.175m)
Application	N				L05	Lance 0.5m with hose 0.85m
Airless	AL				L09	Lance 0.9m with hose 1.5m
Air-Assist	AA				F6P	Feed Cup 6L

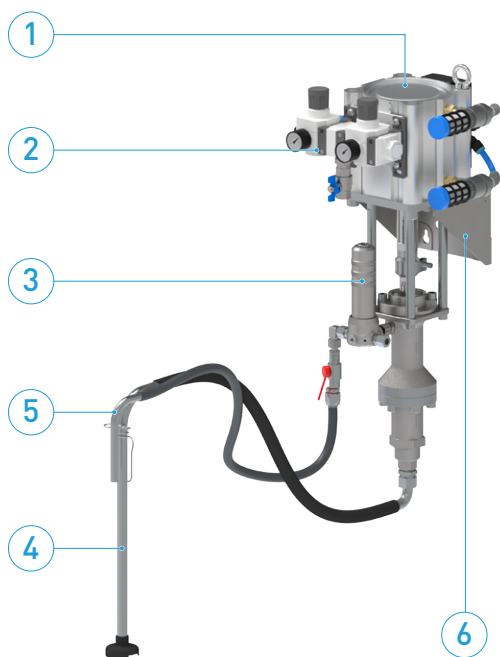
VARIANT EXAMPLES



Order code	EcoPump2 VP Package -VP2-AA-DC-Y-Y-Y	EcoPump2 VP Package -VP4-AL-F6L-Y-Y-Y	EcoPump2 VP Package -VP3-AL-F6L-Y-Y-Y	EcoPump2 VP Package -VP3-AA-L05-Y-Y-Y
Pump	EcoPump2 VP 80 120	EcoPump2 VP 120 80	EcoPump2 VP 80 300	EcoPump2 VP 80 300
Application	Air-Assist	Airless	Airless	Air-Assist
Suction module	Direct suction	Feed Cup 6L	Feed Cup 6L	Lance 0.5m with hose 0.85m
Trolley	Yes	Yes	No	Yes
Pressure regulator	Yes	Yes	Yes	Yes
High-pressure filter	Yes	Yes	Yes	Yes

EcoPump2 VP Core Package

NEW



1 Pumps

Range of **EcoPump2 VP** with standard packing.

2 Maintenance unit

Used for inlet air regulation. Units are attached according to motor type.

3 High pressure filter

High pressure filter is used for filtration of fluid on pump outlet. It has also a function of pulse damper. Default sieve size 149µm/100mesh.

4 Material feeding

Flexible hose suction

5 Pressure relief units

Used for safe relief of pressure from fluid section.

6 Wall mount

Bracket enables to mount pump kit on the wall or any other suitable structure.

PRODUCT LINE

	EcoPump2 VP 40 230 Core Package	EcoPump2 VP 80 120 Core Package	EcoPump2 VP 80 300 Core Package	EcoPump2 VP 120 80 Core Package	EcoPump2 VP 120 200 Core Package
Part No.	N92130001	N92130002	N92130003	N92130004	N92130005
Weight	28 kg	31 kg	44 kg	34 kg	47 kg
Transmission Ratio	33:1	17:1	44:1	11:1	29:1
Volume/Cycle	40 cc/cycle	80 cc/cycle	80 cc/cycle	120 cc/cycle	120 cc/cycle
Flow Rate max. (durable)	0.8 l/min	1.6 l/min	1.6 l/min	2.4 l/min	2.4 l/min
Material pressure max.	230 bar (3336 psi)	120 bar (1740 psi)	300 bar (4351 psi)	80 bar (1160 psi)	200 bar (2901 psi)
Connection Outlet	G3/8"	G3/8"	G3/8"	G3/8"	G3/8"
Air pressure max.	7.0 bar (87 psi)	7.0 bar (87 psi)	7.0 bar (87 psi)	7.0 bar (87 psi)	7.0 bar (87 psi)



ACCESSORIES

	Trolley	Distributor with pressure gauge
Part No.	N25090048	N31010059 (up to 250 bar) N31010060 (up to 400 bar)
Usage	—	Connection for up to 4 guns.

EcoPump AD Package 2

Modules overview

1 Diaphragm pumps

Air operated diaphragm pumps are available in different design configurations.

2 Maintenance units

Used for inlet air regulation. Regulator can be also used to control air pressure for connected spray gun.

3 Material feeding

- Flexible suction
- Feed cup (6 liters)



4 High pressure filter

High pressure filter is used for filtration of fluid on pump outlet. It has also a function of pulse damper.



5 Fluid regulator

Optional fluid regulator allows to adjust the outlet material pressure precisely. May be optionally equipped with pressure gauge.



6 Racks

- Trolley
- Wall mount



AVAILABLE PUMPS

	EcoPump AD 72 8,3 Ace PTFE 1/4"	EcoPump AD 83 6,9 Ace PTFE 3/8"	EcoPump AD 150 6,9 SST PTFE 1/2"
Part No.	N24140005	N24140006	N24140007
Displacement	72 cc/cycle	83 cc/cycle	150 cc/cycle
Max. fluid pressure	8.6 bar (125 psi)	6.9 bar (100 psi)	6.9 bar (100 psi)
Max. flow rate durable	6.5 l/min (1.72 gal/min)	13 l/min (3.43 gal/min)	16 l/min (4.22 gal/min)
Parts contacted by media	Acetal, PTFE	Acetal, PTFE	Stainless steel, PTFE

EcoPump AD Package 2



AVAILABLE PUMPS

	EcoPump AD 150 6,9 Acetal/Teflon 1/2"	EcoPump AD 150 6,9 Al PTFE/Teflon 1/2"	EcoPump AD 150 21 SST 3/8"
Part No.	N24140008	N24140009	N24140013
Displacement	150 cc/cycle	150 cc/cycle	150 cc/cycle
Max. fluid pressure	6.9 bar (100 psi)	6.9 bar (100 psi)	21 bar (305 psi)
Max. flow rate durable	16 l/min (4.22 gal/min)	16 l/min (4.22 gal/min)	3.0 l/min (0.78 gal/min)
Parts contacted by media	Acetal, PTFE	Stainless steel, Al, PTFE	Stainless steel, POM

ORDER CODE

EcoPump AD Package 2	
Option	Code
Pump	
EcoPump AD 72 8 ACE 1/4"	AD01
EcoPump AD 83 6,9 ACE PTFE 3/8"	AD02
EcoPump AD 150 6,9 SST PTFE 1/2"	AD03
EcoPump AD 150 7 ACE 1/2"	AD04
EcoPump AD 150 7 ALU 1/2"	AD05
EcoPump AD 150 21 SST 3/8"	AD06
EcoPump AD 150 21 SST 3/8" SV	AD07
Suction module	
Lance 0.5m with hose 0.85m	L05
No Lance 0.9m with hose 1.5m	L09
Feed cup 6L	F6P
Trolley	
Yes	Y
No	N
Pressure regulator	
Yes	Y
No	N
Filter	
Yes	Y
No	N

VARIANT EXAMPLES



Main configuration options

- EcoPump AD 83 8 ACE 1/4"
- Trolley
- Feed cup 6L
- Filter
- Pressure regulator

Order code
-AD01 -F6P -Y -Y -Y



Main configuration options

- EcoPump AD 83 8 ACE 1/4"
- Trolley
- Lance 0.5m with hose 0.85m
- Filter
- Pressure regulator

Order code
-AD07 -L05 -Y -Y -Y



Main configuration options

- EcoPump AD 83 8 ACE 1/4"
- Wall mount
- Feed cup 6L
- Filter
- Pressure regulator

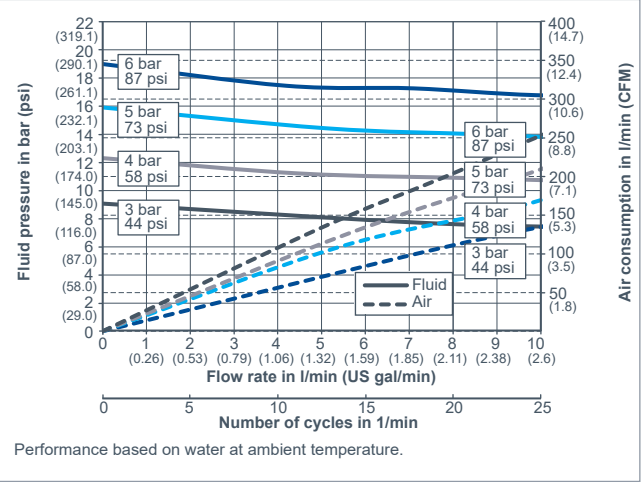
Order code
-AD04 -F6P -N -Y -Y

Other possible variants are available via online product configurator

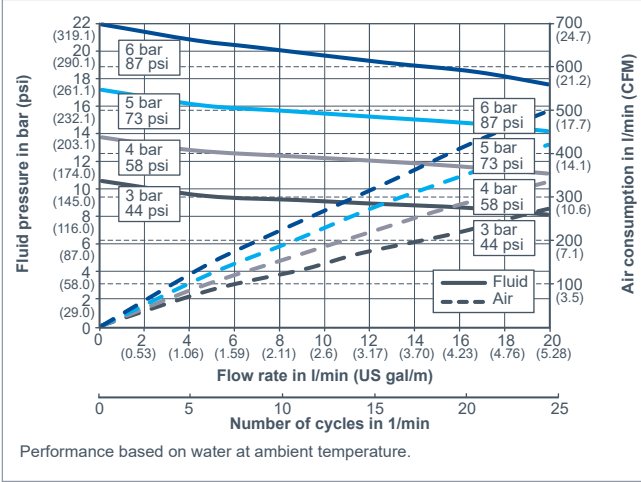
EcoPump Selection Guide

Characteristics overview

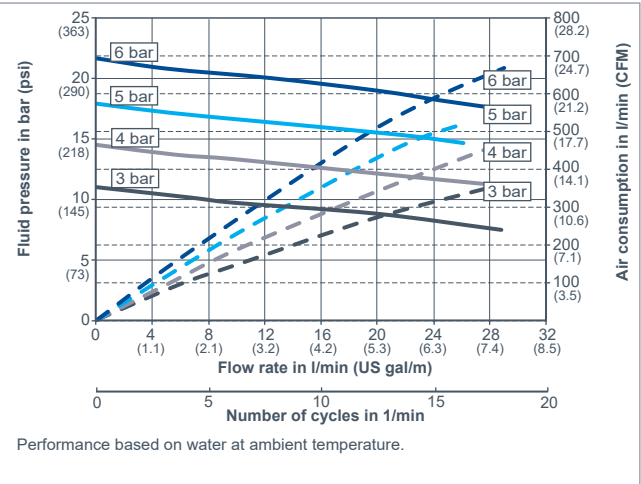
EcoPump HP / HPE



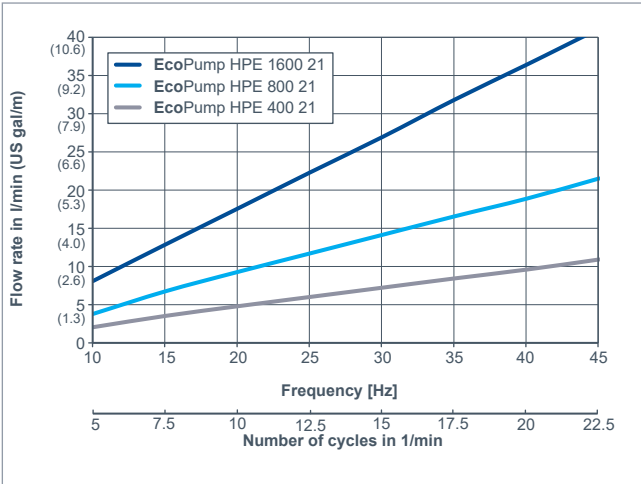
EcoPump HP 400 21 (N24160008)



EcoPump HP 800 21 (N24160009)

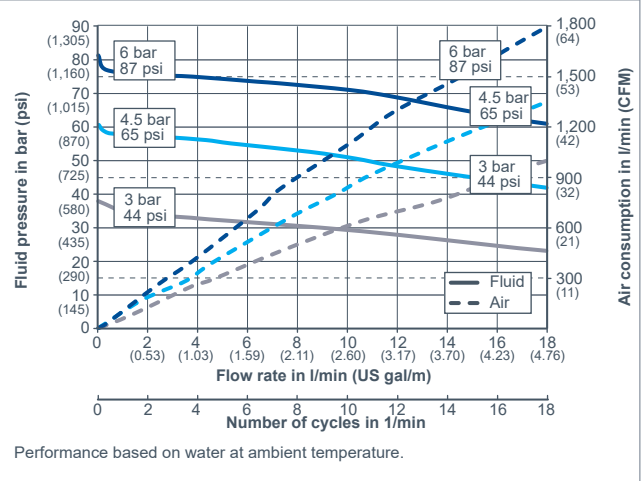


EcoPump HP 1600 21 (N24160010)

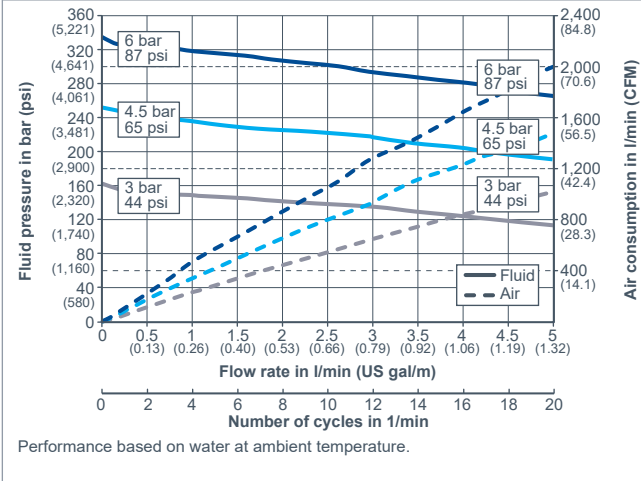


EcoPump HPE (N24260002-0004)

EcoPump VP



EcoPump VP 1000 90 (N24170029)

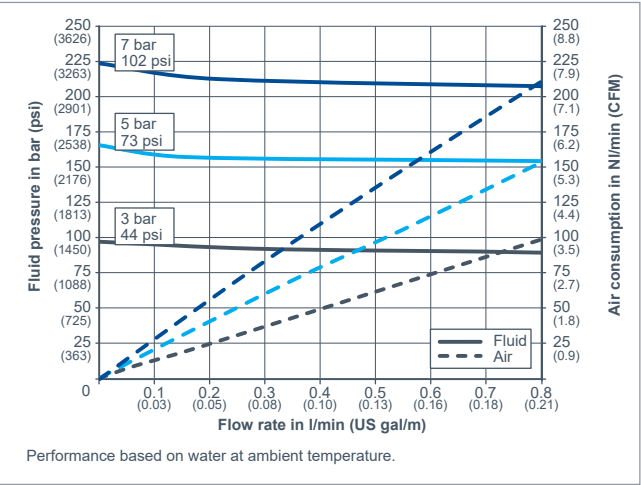


EcoPump VP 250 360 (N24170025)

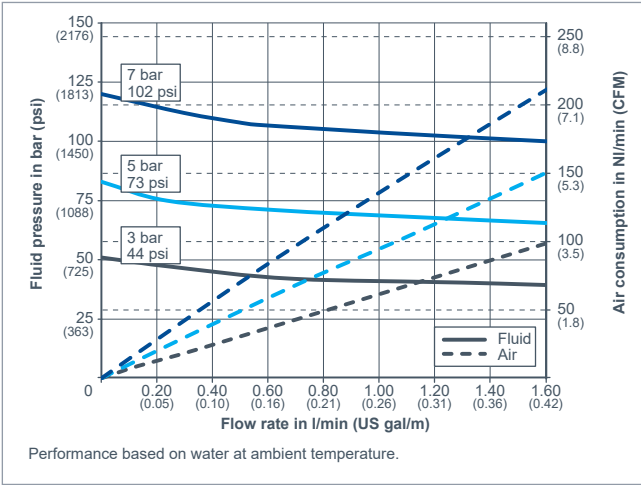
EcoPump Selection Guide

Characteristics overview

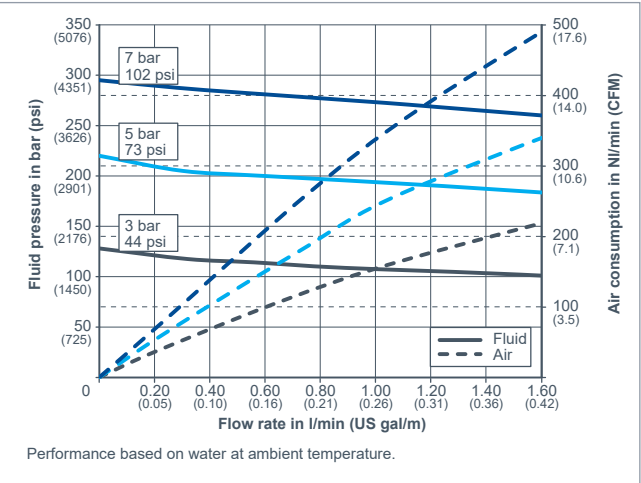
EcoPump2 VP



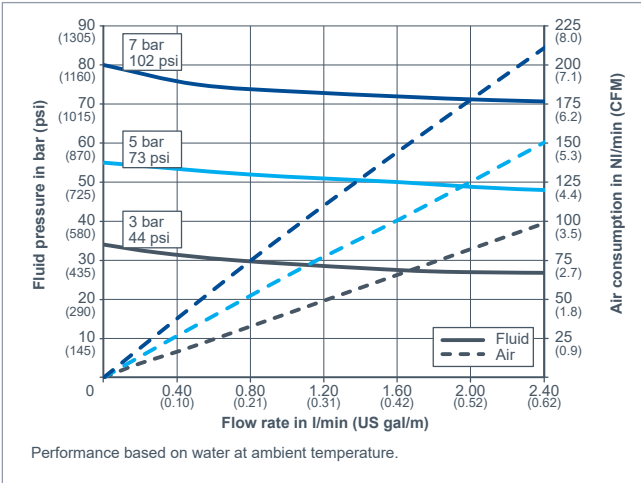
EcoPump2 VP 40 230 (N24170034)



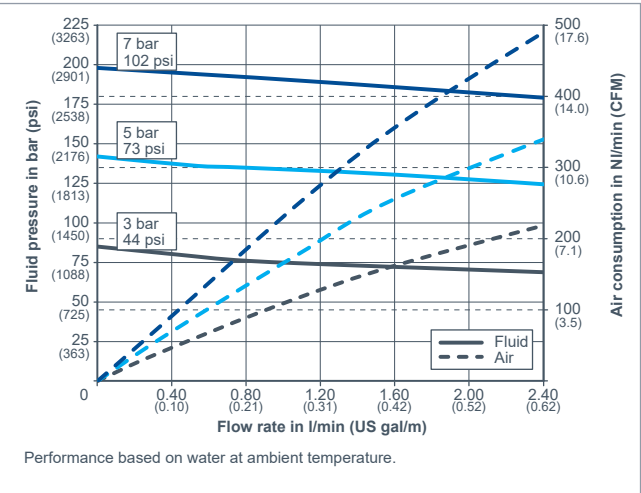
EcoPump2 VP 80 120 (N24170035)



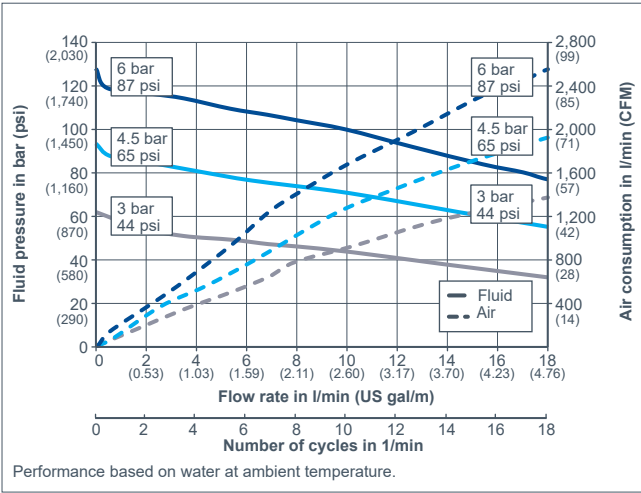
EcoPump2 VP 80 300 (N24170037)



EcoPump2 VP 120 80 (N24170038)



EcoPump2 VP 120 200 (N24170039)

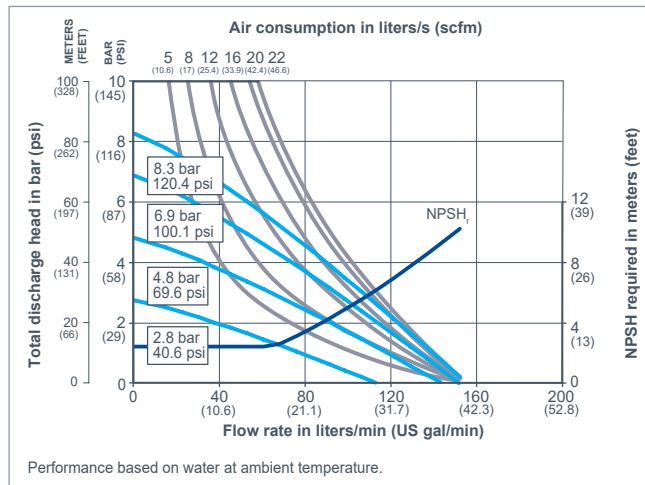


EcoPump VP 1000 135 SST PU (N24170030)

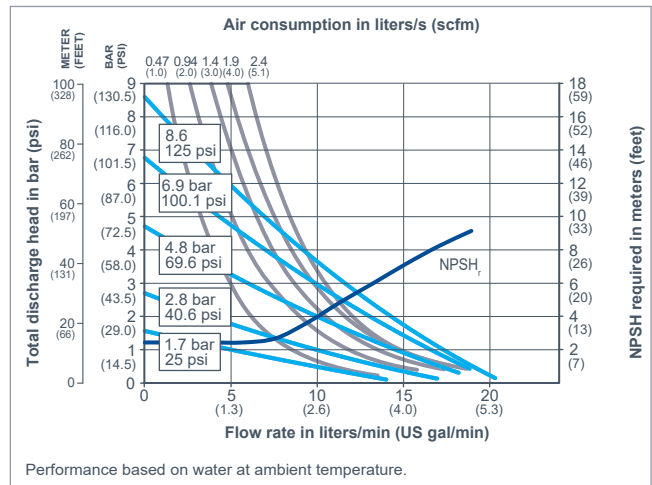
EcoPump Selection Guide

Characteristics overview

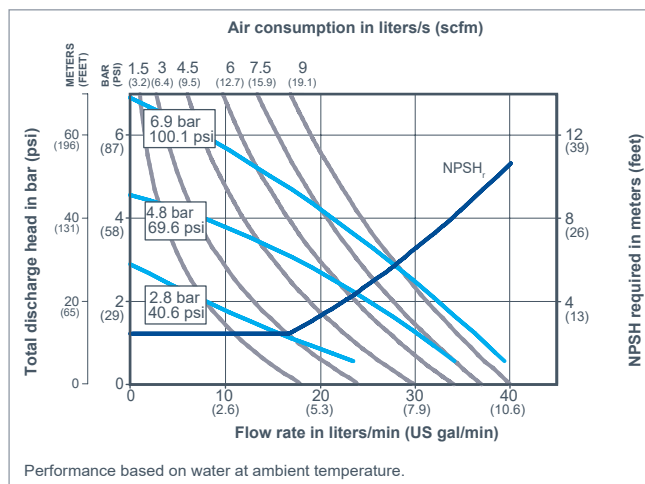
EcoPump AD



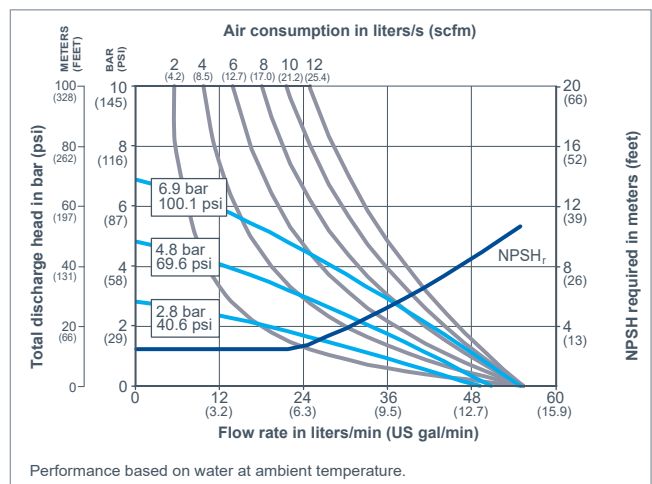
EcoPump AD 600 8,3 SST PTFE 1" (N24140004)



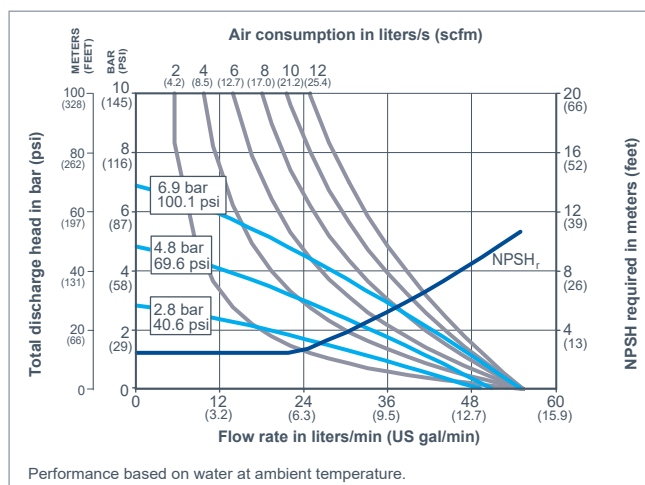
EcoPump AD 72 8,3 Ace PTFE 1/4" (N24140005)



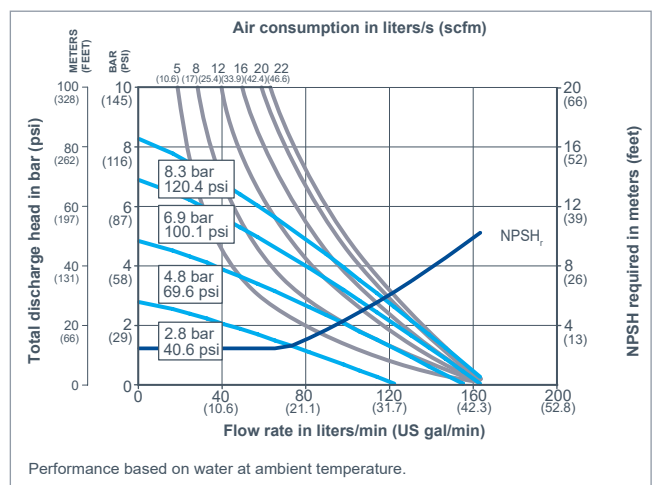
EcoPump AD 83 6,9 Ace PTFE 3/8" (N24140006)



EcoPump AD 150 6,9 SST PTFE 1/2" (N24140007)



EcoPump AD 150 6,9 Alu PTFE 1/2" (N24140009)

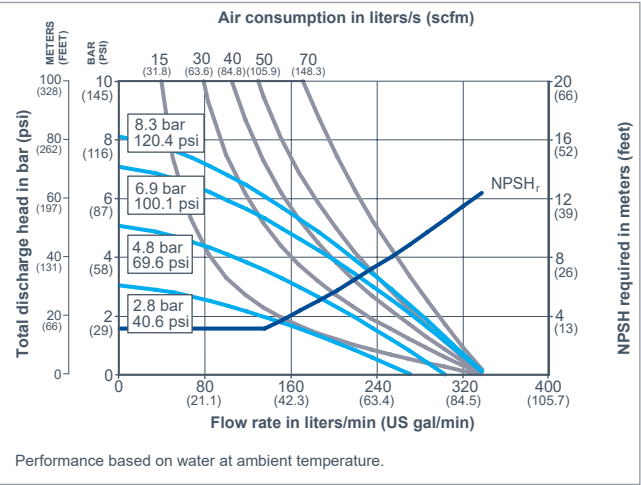


EcoPump AD 600 8,3 Alu PTFE 1" (N24140010)

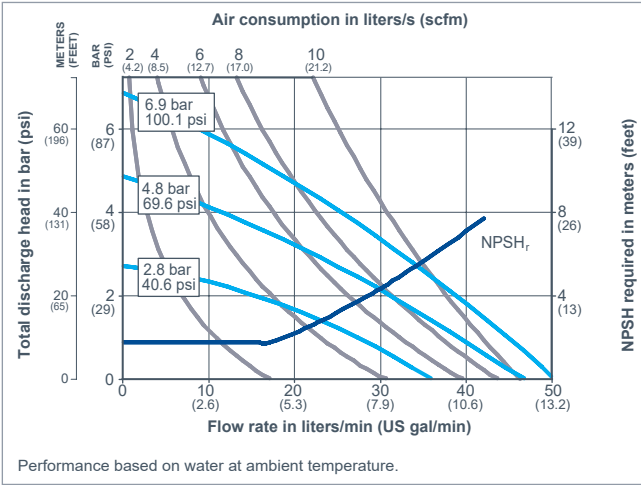
EcoPump Selection Guide

Characteristics overview

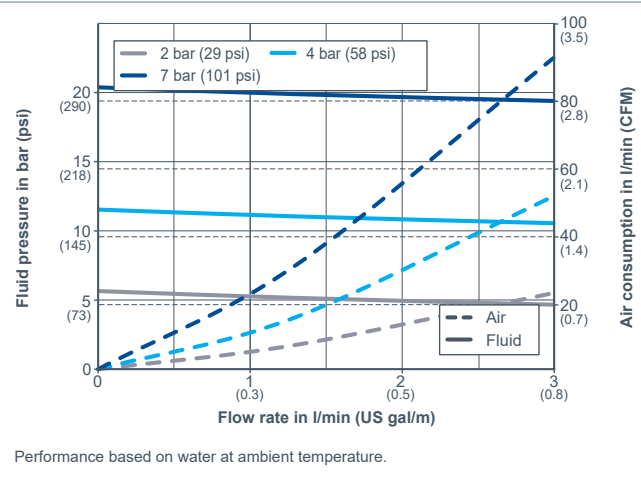
EcoPump AD



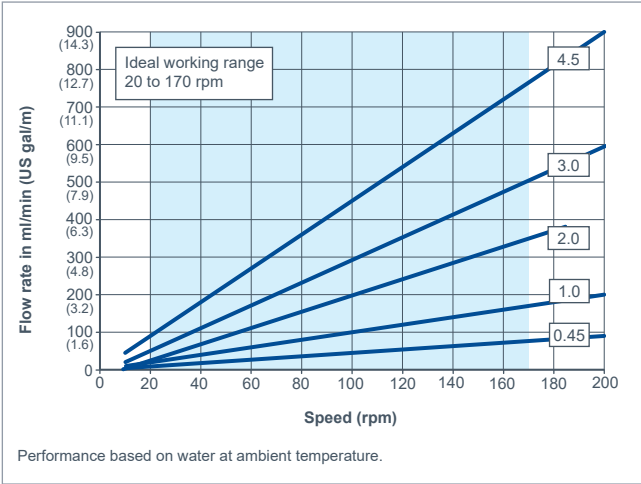
EcoPump AD 2420 8,3 SST PTFE 1 1/2" (N24140011)



EcoPump AD 150 6,9 Ace PTFE 1/2" (N24140008)

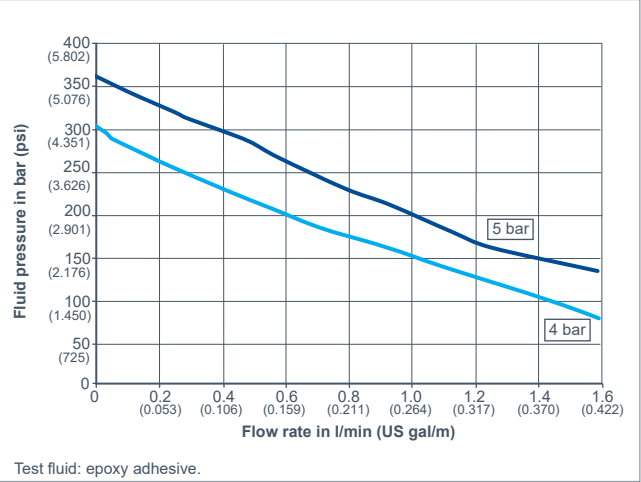


EcoPump AD 150 21 8 SST PTFE 3/8" (N24140013)




EcoPump9 GW (N24190001V)

EcoPump VPS



EcoPump-VPS-210-360-SST-PE (N24270004)



Fluid handling

Products

EcoFlow – fluid regulation for paint process systems

Pressure relief valves – protection device against pressure peaks


Agitators – manual air operated agitators

Filters – low and high pressure material filters

Pressure gauges – vertical, horizontal, bottom or back connection fluid pressure gauges

Hoses & Fittings – air or fluid hoses and fittings





Pressure regulators

Fluid regulation for paint process systems

Product families

EcoFlow HPF – high pressure flow regulators

EcoFlow HPR – high pressure return regulators

EcoFlow LPF – low pressure flow regulators


EcoFlow LPR – low pressure return regulators



EcoFlow HPF

High pressure flow regulators

The **EcoFlow HPF** is a high pressure flow regulator designed to maintain downstream pressure in fluid supply systems. By controlling the media pressure to the required working pressure, connected applicators are protected against pressure surge and pulsation from the material supply, while maintaining the required pressure and flow characteristics for the application process. Typically handled materials are high viscose fluids such as mastics, sealers, pastes, adhesives or glues.



PRODUCT LINE

	EcoFlow HPF P 310 5 G3/4" SST G1/2"	High pressure regulator 200bar P	High pressure regulator flow pneum. 150bar	High pressure regulator 320bar P
Part No.	N26230003	N26070029	N26070044	N26070027
Operation	Pneumatical	Pneumatical	Pneumatical	Pneumatical
Connector inlet / outlet	G3/4" (female)	G3/4" (female)	G3/4" (female)	G3/4" (female)
Connector air	G1/8"	G1/4" (female)	G1/4" (female)	G1/4" (female)
Max. fluid pressure	350 bar (4,495 psi)	360 bar (5,220 psi)	360 bar	360 bar (5,220 psi)
Control range of flow rate	20 - 310 bar (290-4,495 psi)	40-200 bar (580-2,900 psi)	20-150 bar (290-2,150 psi)	40-320 bar (580-4,641 psi)
Max. flow rate	5 l/min (1.32 gal/min)	18.0 l/min (4,75 gal/min)	43 l/min	43.0 l/min (11.36 gal/min)
Material housing	Stainless steel	Stainless steel	Stainless steel	Stainless steel
Parts contacted by media	Stainless steel	Stainless steel	Stainless steel	Stainless steel
Field of use	Paint	Paint	Paint	Paint




	High pressure regulator 270bar M	High pressure regulator 200bar M	High pressure regulator 150 15 G 3/8"
Part No.	N26070028	N26070030	N26070034
Operation	Manual	Manual	Manual
Connector inlet / outlet	G3/8" (female)	G3/8" female	G3/8" (female)
Connector air	None	none	none
Max. fluid pressure	270 bar (3,915 psi)	360 bar (5,220 psi)	250 bar
Control range of flow rate	90-270 bar (1,305-3,915 psi)	90-200 bar (1,305-2,900 psi)	15-150 bar (215-2,150 psi)
Max. flow rate	14.8 l/min (3.26 gal/min)	14.8 l/min (3.26 gal/min)	14,8 l/min (3.26 gal/min)
Material housing	Stainless steel	Stainless steel	Stainless steel
Parts contacted by media	Stainless steel	Stainless steel	Stainless steel
Field of use	Paint	Paint	Paint

EcoFlow HPF

High pressure flow regulators

TECHNICAL ILLUSTRATION



1 Pump, 2 Pressure flow regulator, 3 Spray guns, 4 Return flow regulator

CUSTOMER BENEFITS



Large regulation range at high flow rate

Pneumatic or manual variant available

Sensitive precision control

Excellent dynamics during pressure changes

100% tight sealing function

Compact dimensions

High performance diaphragm

Easy to maintain

Tested according to Dürr quality standards

EcoFlow HPR

High pressure return regulators

The **EcoFlow HPR** is a high pressure return regulator designed to maintain consistent back pressure in fluid supply systems. By controlling the fluid pressure to the required working pressure, applicators are protected against pressure surge and pulsation from the material supply, while maintaining the required flow characteristics for the application process. The **EcoFlow HPR** is easy to maintain with a 100% tight sealing function and compact dimensions. Typically handled materials are high viscose fluids such as mastics, sealers, pastes, adhesives or glues.



PRODUCT LINE

	EcoFlow HPR P 310 20 G3/4" ALU	High pressure regulator return 360bar P	High pressure regu- lator return 270bar	High pressure regu- lator return 150bar	High pressure regu- lator return 100bar
Part No.	N26240001	N26170009	N26170010	N26070045	N26070043
Operation	Pneumtical	Pneumtical	Manual	Manual	Pneumtical
Connector inlet / outlet	G3/4" (female)	G3/4" (female)	G3/8" (female)	G3/8" (female)	G3/4" (female)
Connector air	Push-in 6 mm	G1/4" (female)	none	none	G1/4" (female)
Max. fluid pressure	310 bar (4,495 psi)	300 bar (4,350 psi)	270 bar (3,915 psi)	150 bar	120 bar
Control range of flow rate	20-310 bar (290-4,495 psi)	10-300 bar (145-4,350 psi)	90-270 bar (1,305-3,915 psi)	15-150 bar (215-2,150 psi)	10-100 bar (145-1,450 psi)
Max. flow rate	20 l/min (5.28 gal/min)	43 l/min (11.36 gal/min)	23.4 l/min (6.18 gal/min)	23,4 l/min (6.18 gal/min)	43 l/min (11.36 gal/min)
Material housing	Aluminium	Stainless steel	Stainless steel	Stainless steel	Stainless steel
Parts contacted by media	Aluminium	Stainless steel	Stainless steel	Stainless steel	Stainless steel

CUSTOMER BENEFITS



Large regulation range at high flow rate

Pneumatic variant available

Precision control

Excellent dynamics during pressure changes

Easy to maintain

100% tight sealing function


Compact dimensions

High performance diaphragm

Low weight

Tested according to Dürr quality standards

CONNECTION SCHEME



1 Pump, 2 Pressure flow regulator, 3 Spray guns, 4 Return flow regulator

EcoFlow LPF

Low pressure flow regulators

The **EcoFlow LPF** is a low pressure flow regulator designed to maintain downstream pressure in fluid supply systems. By controlling the fluid pressure to the required working pressure, applicator equipment is protected against pressure surge and pulsation from the material supply, while maintaining the required flow characteristics for the application process. Typically handled materials are water and solvent-borne paints, varnishes, enamels and lacquers.



PRODUCT LINE

	EcoFlow LPF P 7 2.5 G1/8" SST	EcoFlow LPF M 9 2.5 G1/8" SST	EcoFlow LPF M 15 8 G3/8" SST G1/8"
Part No.	N26010101	N26010068	N26210005
Operation	Pneumatic	Manual	Manual
Connector inlet / outlet	G1/8" (female/male)	G1/8" (female/male)	G3/8" (female)
Connector air	M5	None	None
Max. fluid pressure	20.0 bar (290 psi)	20.0 bar (290 psi)	16.0 bar (232 psi)
Control range of flow rate	1.0-7.0 bar (15-102 psi)	0.5-9.0 bar (7-131 psi)	0.5-15.0 bar (7-218 psi)
Max. flow rate	2.5 l/min (0.66 gal/m)	2.5 l/min (0.66 gal/m)	8.0 l/min (2.11 gal/m)
Material housing	Stainless steel	Stainless steel	Stainless steel
Parts contacted by media	Stainless steel	Stainless steel	Stainless steel
Pressure gauge	None	None	Optional (G1/8") *



	EcoFlow LPF M 5 8 G3/8" SST G1/8"	EcoFlow LPF P 5 8 G3/8" SST G1/8"	EcoFlow LPF P 15 8 G3/8" SST G1/8"
Part No.	N26210006	N26210007	N26210008
Operation	Manual	Pneumatic	Pneumatic
Connector inlet / outlet	G3/8" (female)	G3/8" (female)	G3/8" (female)
Connector air	None	Push-in 6 mm	Push-in 6 mm
Max. fluid pressure	10.0 bar (145 psi)	8.0 bar (116 psi)	16.0 bar (232 psi)
Control range of flow rate	0.5-5.0 bar (7-73 psi)	0.5-5.0 bar (7-73 psi)	0.5-15.0 bar (7-218 psi)
Max. flow rate	8.0 l/min (2.11 gal/m)	8.0 l/min (2.11 gal/m)	8.0 l/min (2.11 gal/m)
Material housing	Stainless steel	Stainless steel	Stainless steel
Parts contacted by media	Stainless steel	Stainless steel	Stainless steel
Pressure gauge	Optional (G1/8") *	Optional (G1/8") *	Optional (G1/8") *

* See pressure gauge range on page no. 116

EcoFlow LPF

Low pressure flow regulators



PRODUCT LINE			
	Low pressure regulator flow man.10bar	Low pressure regulator flow manuell 20ba	Low pressure regulator flow pneum.10bar
Part No.	N26070038	N26070040	N26070041
Operation	Manual	Manual	Pneumatical
Connector inlet / outlet	G3/8" (female)	G3/8" (female)	G3/8" (female)
Connector air	—	—	G1/4" (female)
Max. fluid pressure	40 bar	40 bar	40 bar
Control range of flow rate	1-10 bar (1.5-145 psi)	1-20 bar (1.5-290 psi)	1-10 bar (1.5-145 psi)
Max. flow rate	4 l/min (1.05 gal/m)	4 l/min (1.05 gal/m)	4 l/min (1.05 gal/m)
Material housing	Stainless steel	Stainless steel	Stainless steel
Parts contacted by media	Stainless steel	Stainless steel	Stainless steel
Pressure gauge	Optional	Optional	Optional

TECHNICAL ILLUSTRATION

A Manual pressure regulators, **B** Pneumatic pressure regulators

1 Material inlet, 2 Material outlet, 3 Regulator housing, 4 Ventilation and leakage bore, 5 Regulator cap, 6 Adjusting screw, 7 Spacer ring, 8 Control air connection

CUSTOMER BENEFITS

- Precision control
- Excellent dynamics during pressure changes
- 100% tight sealing function
- Compact dimensions
- High performance diaphragm
- Easy to maintain
- Tested according to Dürr quality standards

FUNCTIONAL PRINCIPLE

Pressure regulators are either used to limit the pressure of the paint after the regulator (flow regulator) or to maintain a certain pressure level before the regulator (return regulators). In flow regulators either a spring or compressed air on a diaphragm holds a valve open. If a pressure higher than the force of the springs operates on a diaphragm, the valve starts to close and reduces the pressure. In return regulators, the spring holds the valve closed until the pressure on the inlet of the regulator exceeds the force of the spring. The valve starts to open, paint flows and the pressure before the regulator decreases.

EcoFlow LPR

Low pressure return regulators

The **EcoFlow LPR** is a low pressure return regulator that has been designed to maintain consistent back pressure in fluid supply systems. By controlling the fluid pressure to the required working pressure, applicators are protected against pressure surge and pulsation from the material supply, while perfect flow characteristics for the application process are ensured. **EcoFlow LPR** is easy to maintain with a 100% tight sealing function and compact dimensions. Typically handled materials are water and solvent-borne paints, varnishes, enamels and lacquers.



PRODUCT LINE

	EcoFlow LPR PS 16 15 DN25 SST	EcoFlow LPR PS 16 25 DN25 SST	EcoFlow LPR PS 16 30 G3/4" SST
Part No.	N26220008	N26220009	N26220010
Operation	Pneumatical	Pneumatical	Pneumatical
Connector inlet / outlet	EcoTube DN25 (male)	EcoTube DN25 (male)	G3/4" (female)
Connector air	Push-in 6 mm	Push-in 6 mm	Push-in 6 mm
Max. fluid pressure	16 bar (232 psi)	16 bar (232 psi)	16 bar (232 psi)
Control range of flow rate	1.0-14.0 bar (15-203 psi)	1.0-14.0 bar (15-203 psi)	1.0-14.0 bar (15-203 psi)
Max. flow rate	15 l/min (3.96 gal/m)	25 l/min (6.6 gal/m)	30 l/min (7.93 gal/m)
Material housing	Stainless steel	Stainless steel	Stainless steel
Parts contacted by media	Stainless steel	Stainless steel	Stainless steel
Pressure gauge	None	None	None



	EcoFlow LPR M 14 30 G3/4" SST	Low pressure regulator return 20 bar LPR M	Low pressure regulator return pneum.10bar
Part No.	N26220006	N26120092	N26070039
Operation	Manual	Manual	Manual
Connector inlet / outlet	G3/4" (female)	G3/8" (female)	G3/8" (female)
Connector air	—	—	—
Max. fluid pressure	16 bar (232 psi)	20 bar (290 psi)	10 bar (145 psi)
Control range of flow rate	1.0-14.0 bar (15-203 psi)	1.0-20 bar (15-290 psi)	1-10 bar (1.5-145 psi)
Max. flow rate	30 l/min (7.93 gal/min)	15 l/min (3.96 gal/min)	15 l/min (3.96 gal/min)
Material housing	Stainless steel	Stainless steel	Stainless steel
Parts contacted by media	Stainless steel	Stainless steel	Stainless steel
Pressure gauge	None	Optional (G1/8")	Optional


EcoFlow LPR

Low pressure return regulators



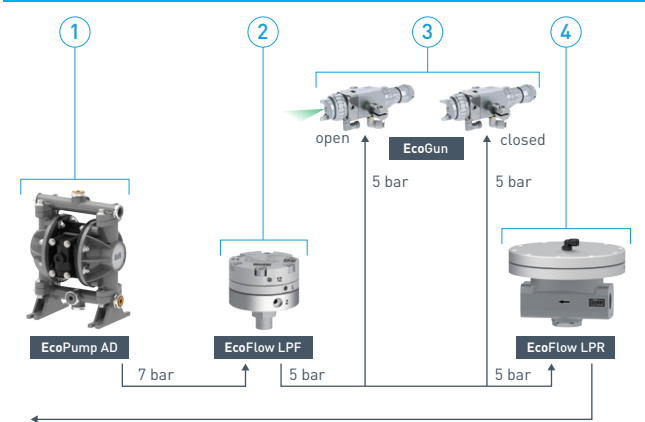
PRODUCT LINE			
	Low pressure regulator return pneum.10bar	EcoFlow LPR M 14 15 DN25 SST	EcoFlow LPR M 14 25 DN25 SST
Part No.	N26070042	N26220004	N26220005
Operation	Pneumatical	Manual	Manual
Connector inlet / outlet	G3/8" (female)	EcoTube DN25 (male)	EcoTube DN25 (male)
Connector air	G1/4" (female)	—	—
Max. fluid pressure	10 bar (145 psi)	16 bar (232 psi)	16 bar (232 psi)
Control range of flow rate	0.6-10 bar (1-145 psi)	1.0-14.0 bar (15-203 psi)	1.0-14.0 bar (15-203 psi)
Max. flow rate	15 l/min (3.96 gal/m)	15 l/min (3.96 gal/min)	25 l/min (6.6 gal/min)
Material housing	Stainless steel	Stainless steel	Stainless steel
Parts contacted by media	Stainless steel	Stainless steel	Stainless steel
Pressure gauge	Optional	None	None

TECHNICAL ILLUSTRATION



A Manual pressure regulators, **B** Pneumatic pressure regulators
1 Material inlet, **2** Material outlet, **3** Regulator housing, **4** Ventilation and leakage bore, **5** Regulator cap, **6** Adjusting screw, **7** Spacer ring, **8** Control air connection

CONNECTION SCHEME





1 Pump, **2** Pressure flow regulator, **3** Spray guns, **4** Return flow regulator

CUSTOMER BENEFITS



- Precision control
- Excellent dynamics during pressure changes
- 100% tight sealing function
- Compact dimensions
- High performance diaphragm
- Easy to maintain
- Tested according to Dürr quality standards



Pressure relief valves

Product families

Pressure relief valves



Pressure relief valves

As an enhancement to the **EcoPump HPE**, the pressure relief valve prevents possible damages caused by unpredictable excess pressure. It is simply connected directly to the outlet of the pump. Protection against pressure peaks and improper use is guaranteed by the pressure actuated valve. By using the optionally available sensor in the relevant port, the pressure relief valve is the perfect interface to allow full closed-loop control of the pump. Typical fluids include water and solvent-borne paints, varnishes, enamels and lacquers.



PRODUCT LINE			
	Pressure relief valve DS Exd 21 bar DN25	Pressure relief valve DS Exi 21 bar DN25	Pressure relief valve 21bar DN25
Part No.	N32170009	N32170010	N32170011
Weight	8.8 kg	8.8 kg	7.2 kg
Connector	EcoTube DN25 (male)	EcoTube DN25 (male)	EcoTube DN25 (male)
Max. fluid pressure	21 bar (305 psi)	21 bar (305 psi)	21 bar (305 psi)
Equipment	Flame proof pressure switch	Intrinsically safe pressure switch	None

TECHNICAL ILLUSTRATION

1 Pressure pipe out, 2 Pressure pipe in, 3 Pump, 4 Suction pipe out, 5 Suction pipe in

CUSTOMER BENEFITS

➔

Prevention of excessive pressure

Relieved fluid is directly redirected into suction line

Stainless steel design

Standard connections

Direct connection to pump inlet and outlet

Tested according to Dürr quality standards

ATEX Ex II 2G Ex h IIA T6 Gb X



Agitators

Air operated agitators

Product families

Agitators A MAN – manual air operated agitators

Agitators A FIX – fix mounted air operated agitators



Agitators A MAN

Manual air operated agitators

Dürr has developed a group of pneumatic agitators used in the preparation of paint before application or to prevent settling of the paint during spraying. Various shaft lengths are available. An optional stand is available to allow mixing without assistance of the operator. The pneumatic drive allows the safe use in a paint shop environment.



PRODUCT LINE

	AGITATOR A MAN R PR 75 330 SE2	AGITATOR A MAN R PR 75 369 SE2	AGITATOR A MAN R PR 75 440 SE2	AGITATOR A MAN R PR 75 550 SE2	AGITATOR A MAN R PR 75 650 SE2
Part No.	N68040616	N68040617	N68040618	N68040619	N68040620
Shaft length	330 mm	369 mm	440 mm	550 mm	650 mm
Propeller diameter	75 mm	75 mm	75 mm	75 mm	75 mm
Geometry blades	Propeller	Propeller	Propeller	Propeller	Propeller
Rated power	0.07 kW	0.07 kW	0.07 kW	0.07 kW	0.07 kW
Recom. air pressure	0.5-7.0 bar (7-101 psi)	0.5-7.0 bar (7-101 psi)	0.5-7.0 bar (7-101 psi)	0.5-7.0 bar (7-101 psi)	0.5-7.0 bar (7-101 psi)
Max. rotation speed	800 rpm	800 rpm	800 rpm	800 rpm	800 rpm

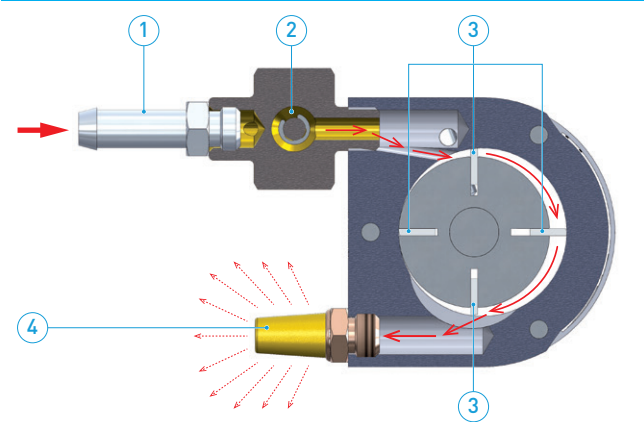


	AGITATOR A MAN R PR 100 330 SE2	AGITATOR A MAN R PR 100 440 SE2	AGITATOR A MAN R PR 100 550 SE2	AGITATOR A MAN R PR 100 650 SE2
Part No.	N68040621	N68040622	N68040623	N68040624
Shaft length	330 mm	440 mm	550 mm	650 mm
Propeller diameter	100 mm	100 mm	100 mm	100 mm
Geometry blades	Propeller	Propeller	Propeller	Propeller
Rated power	0.07 kW	0.07 kW	0.07 kW	0.07 kW
Recom. air pressure	0.5-7.0 bar (7-101 psi)	0.5-7.0 bar (7-101 psi)	0.5-7.0 bar (7-101 psi)	0.5-7.0 bar (7-101 psi)
Max. rotation speed	800 rpm	800 rpm	800 rpm	800 rpm

Agitators A MAN

Manual air operated agitators

TECHNICAL ILLUSTRATION



Pneumatic motor
1 Air inlet, 2 Air regulator, 3 Vane, 4 Rotor, 5 Silencer



CUSTOMER BENEFITS

- Suitable for paint shops
- Manual speed regulation
- Optional stand
- Stainless steel shaft and propeller
- Wide range of shaft lengths available
- Easy operation & maintenance
- ATEX mark Ex II 2G Ex h IIC T6 Gb X



ACCESSORIES

	Stand 330	Stand 440-650
Part No.	N25220010	N25220011
Agitator type	Agitator A MAN	Agitator A MAN
Agitator length	330 mm	440-650 mm
Usage	Agitator support while mixing material in the pot. Made of stainless steel.	Agitator support while mixing material in the pot. Made of stainless steel.

Agitators A FIX

Fix mounted air operated agitators

Good preparation is essential for high quality application of the material (paint, glue, penetration etc.). For large containers, Dürr has developed a line of fixed mounted agitators. They are available for 60 or 200 liter (15 or 60 gallon) tanks. The agitators are air operated and usually fixed to the lid of the container. There are multiple propellers available selected by the material used.



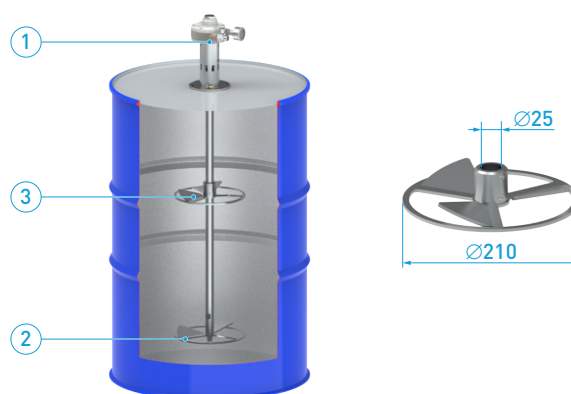
PRODUKTLINIE

	Agitator A FIX R PR 185 580 NON-EX	Agitator A FIX R PR 185 395	Agitator A FIX R PR 185 545	Agitator A FIX R PR 75 370	Agitator A FIX R PR 75 275
Part No.	N68040611	N68040455	N68040456	N68040452	N68040453
Shaft length	580 mm	395 mm	545 mm	205 mm	275 mm
Propeller diameter	185 mm	185 mm	185 mm	75 mm	75 mm
No. of propellers	1	1	1	1	1
Barrel volume	60 liters (15 gallons)	45 liters (in Pressure Pot)	60 liters (in Pressure Pot)	10 liters (in Pressure Pot)	12/20 liters (in Pressure Pot)
Rated power	0.7 kW	0.7 kW	0.7 kW	0.07 kW	0.07 kW
Air pressure, range	0.5-7.0 bar (7-101 psi)	0.5-6.0 bar (7-87 psi)	0.5-6.0 bar (7-87 psi)	0.5-6.0 bar (7-87 psi)	0.5-6.0 bar (7-87 psi)
Max. rotation speed	1000 rpm	1200 rpm	1200 rpm	1200 rpm	1200 rpm
ATEX	No Ex	Zone 0/1	Zone 0/1	Zone 0/1	Zone 0/1



	Agitator A FIX R PR 75	Agitator A FIX R PR 75-210 100-770-G CORE *
Part No.	N68040454	siehe Tabelle auf Seite 110
Shaft length	370 mm	100-770 mm
Propeller diameter	75 mm	75-210 mm
No. of propellers	1	1
Barrel volume	22 liters (in Pressure Pot)	—
Rated power	0,07 kW	0,63 kW
Air pressure, range	0,5-6,0 bar (7-87 psi)	0,5-6,0 bar (7-87 psi)
Max. rotation speed	1200 rpm	1200 rpm
ATEX	Zone 0/1	Zone 0/1

TECHNICAL ILLUSTRATION




Additional propellers

1 Agitator A FIX Core, 2 Standard propeller, 3 Additional propeller (Accessory)

* Air vane motors are subject to wear due to their design. In continuous operation, oil-free operation and/or unfavorable operating parameters, increased wear occurs which can lead to failure of the air motor.

Agitators A FIX

Fix mounted air operated agitators




ACCESSORIES

	Propeller 5" U 1x D127	Propeller D185 mm	Propeller Typ T D180 mm	Propeller D210 mm
Part No.	M04620012	M04620013	M04620014	M04640032
Compatible agitator	Agitator A FIX (N68040611, N68040612)	Agitator A FIX (N68040611, N68040612)	Agitator A FIX (N68040611, N68040612)	Agitator A FIX R PR 75-210 100-770-G CORE
Propeller diameter	127 mm / 5"	185 mm / 7.2"	180mm / 7"	210mm / 8.2"
Usage	—	—	—	Additional propeller for high volume barrels

ORDER NUMBERS FOR AGITATOR A FIX R PR 75-210 100-770-G CORE



		Propeller diameter & part number				
		Ø 75 mm	Ø 100 mm	Ø 140 mm	Ø 185 mm	Ø 210 mm
		M04640018	M04640017	M04640016	M04640022	M04640015
Shaft length (mm)	Shaft part number	Agitator part numbers				
100	M04081071	N68040685	N68040700	N68040715	N68040730	N68040745
120	M04081072	N68040686	N68040701	N68040716	N68040731	N68040746
170	M04081073	N68040687	N68040702	N68040717	N68040732	N68040747
220	M04081074	N68040688	N68040703	N68040718	N68040733	N68040748
270	M04081075	N68040689	N68040704	N68040719	N68040734	N68040749
320	M04081076	N68040690	N68040705	N68040720	N68040735	N68040750
370	M04081077	N68040691	N68040706	N68040721	N68040736	N68040751
420	M04081078	N68040692	N68040707	N68040722	N68040737	N68040752
470	M04081079	N68040693	N68040708	N68040723	N68040738	N68040753
520	M04081080	N68040694	N68040709	N68040724	N68040739	N68040754
570	M04081081	N68040695	N68040710	N68040725	N68040740	N68040755
620	M04081082	N68040696	N68040711	N68040726	N68040741	N68040756
670	M04081083	N68040697	N68040712	N68040727	N68040742	N68040757
720	M04081084	N68040698	N68040713	N68040728	N68040743	N68040758
770	M04081085	N68040699	N68040714	N68040729	N68040744	N68040759



Filters

Material filtering

Product families

Filters HP – high pressure material filters

Filters LP – low pressure material filters



Filters HP

High pressure material filters

High pressure filters can be used for the filtration of paint or any other kind of fluid. Several different filter sizes are available. The filter design allows a tool free filter maintenance. Up to four devices can be connected (three on the sides, one on the bottom). Due to its robust design the filter can be used in low and high pressure applications with a maximum fluid pressure of up to 500 bar (7,250 psi). Additionally the filter helps to reduce the fluids' pressure pulsation.

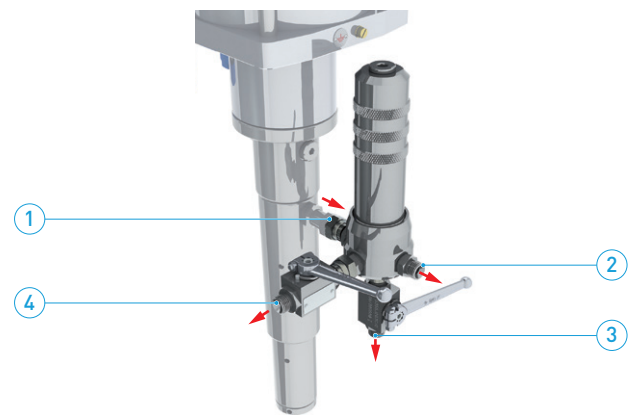


PRODUCT LINE			
	HP filter 500µm 500bar M16/16	HP filter 250µm 500bar M16/16	HP filter 149µm 500bar M16/16
Part No.	N35430015	N35430019	N35430023
Max. fluid pressure	500 bar (7,250 psi)	500 bar (7,250 psi)	500 bar (7,250 psi)
Connector inlet / outlet	M16x1.5 / M16x1.5 (female / male)	M16x1.5 / M16x1.5 (female / male)	M16x1.5 / M16x1.5 (female / male)
Filter type	Screen filter	Screen filter	Screen filter
Filter mesh	500 µm	250 µm	149 µm



	HP filter 74µm 500bar M16/16	HP filter 105µm 500bar M16/16	High pressure filter 400bar G3/4\"C-St
Part No.	N35430027	N35430031	N35430030
Max. fluid pressure	500 bar (7,250 psi)	500 bar (7,250 psi)	400 bar (5,800 psi)
Connector inlet / outlet	M16x1.5 / M16x1.5 (female / male)	M16x1.5 / M16x1.5 (female / male)	G3/4\" (female)
Filter type	Screen filter	Screen filter	Screen filter
Filter mesh	74 µm	105 µm	500 µm

TECHNICAL ILLUSTRATION



1 Inlet, connected to VP pump, 2 Side outlet: primary spray gun, 3 Bottom outlet, closing valve for pressure release hose, 4 Side outlet, closing valve for secondary spray gun, **Note:** Upside down position ensures pulsation elimination.

CUSTOMER BENEFITS




- Suitable for low- and high pressure applications of up to 500 bar (7,250 psi)
- Up to four fluid outlets
- Tool less filter cartridge exchange
- Multiple filtration elements
- Reduction of pulsation
- Made of stainless steel

Filters HP

High pressure material filters

SPARE FILTER INSERTS

Part No.	Description	Compatible housings
M13020061	Strainer 30 msh 500 µm 500 bar SST	N35430015, N35430019, N35430023, N35430027, N35430031
M13020062	Strainer 60 msh 250 µm 500 bar SST	N35430015, N35430019, N35430023, N35430027, N35430031
M13020063	Strainer 100 msh 149 µm 500 bar SST	N35430015, N35430019, N35430023, N35430027, N35430031
M13020064	Strainer 200 msh 74 µm 500 bar SST	N35430015, N35430019, N35430023, N35430027, N35430031
M13020066	Strainer 5 µm SST	N35430030
M13020067	Strainer 10 µm SST	N35430030
M13020068	Strainer 20 µm SST	N35430030
M13020069	Strainer 250 µm SST	N35430030
M13020070	Strainer 300 µm SST	N35430030
M13020071	Strainer 500 µm SST	N35430030
M13020073	Strainer 150msh/105µm 500 bar SST	N35430030



ACCESSORIES

Bracket HP filter	
Part No.	M19010279
Compatible filter types	N35430015, N35430019, N35430023, N35430027, N35430031
Mounting hole diameter	6 mm
Usage	Enables to mount HP filter on wall or other support

Filters LP

Low pressure material filters

Low pressure filters can be used for the filtration of paint or any other kind of fluid. There are several filter types available. The low pressure filters are available with either a “bag” or cartridge element.



PRODUCT LINE

	Filter housing DN25 GR4 T-BAR PN25	Filter housing DN25 10" 28bar	Filter housing DN25 5" 28bar	Filter housing DN20 GR3 T-BAR PN25
Part No.	M16090113	M16090114	M16090115	M16090116
Max. fluid pressure	25 bar (363 psi)	28 bar (406 psi)	28 bar (406 psi)	28 bar (406 psi)
Connector inlet / outlet	EcoTube DN25 - M42x2	EcoTube DN25 - M42x2	EcoTube DN25 - M42x2	EcoTube DN20 - M36x2
Filter type / size	Bag filter / Size 4	Cartridge filter / 10"	Cartridge filter / 5"	Bag filter / Size 3
Filter mesh	5 µm	5 / 30 / 150 µm	5 µm	5 µm
Weight	8.5 kg	3.6 kg	3.2 kg	6.2 kg



	Filter housing DN32 GR4 T-BAR PN25	Filter housing DN25 ECOT20" 28bar cartri	Filter housing DN18 G1/2" 5" 21bar cartr.
Part No.	M16090117	M16090124	M16090126 *
Max. fluid pressure	28 bar (406 psi)	28 bar (406 psi)	21 bar (305 psi)
Connector inlet / outlet	EcoTube DN32 - M48x2	EcoTube DN25 - M42x2	G1/2"
Filter type / size	Bag filter / Size 4	Cartridge filter / 20"	Cartridge filter / 5"
Filter mesh	5 µm	5 µm	5 µm
Weight	8.5 kg	4.6 kg	1.3 kg

* Attention: This product contains seals made of FKM. When using materials containing solvents, we strongly recommend the use of FEP seals (see spare parts filters). For further technical details please contact us.

CUSTOMER BENEFITS



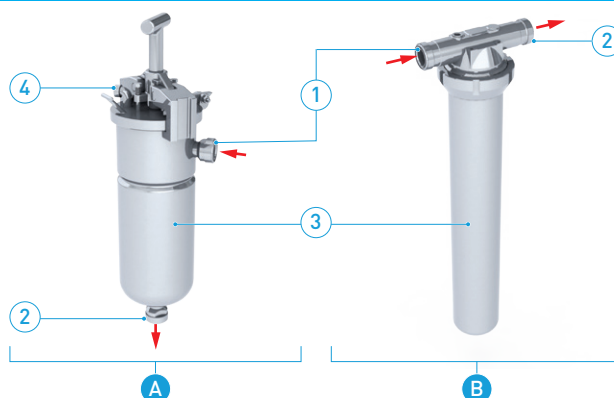
Suitable for low pressure applications of up to 28 bar (400 psi)

Cartridge or bag filter inserts

Different filtration sieves and meshes

Made of stainless steel

TECHNICAL ILLUSTRATION




A Bag filter, B Cartridge filter,
1 Material inlet, 2 Material outlet, 3 Filter housing,
4 Pressure gauge or ventilation connector

Filters LP

Low pressure material filters

SPARE FILTER INSETS

Filter housing	Description (Filter insert in µm)	Material	Part No.
M16090113	5	PP	M13100219
	10	PP	M13100223
	25	PP	M13100233
	50	PP	M13100224
	75	PP	M13100225
	100	PP	M13100230
	150	PP	M13100226
M16090114	5	PP	M13100221
	10	PP	M13100229
	20	PP	M13100271
	30	PP	M13100239
	75	PP	M13100272
	125	PP	M13100228
	150	PP	M13100240
	200	PP	M13100227
M16090115	5	PP	M13100220
	75	PP	M13100273
M16090116	5	PP	M13100218
	50	PP	M13100234
	100	PP	M13100236
M16090117	5	PP	M13100219
	10	PP	M13100223
	25	PP	M13100233
	50	PP	M13100224
	75	PP	M13100225
	100	PP	M13100230
	150	PP	M13100226
M16090124	5	PP	M13100222
M16090126	5	PP	M13100232
	20	PP	M13100252
	40	PP	M13100253
	100	PA	M13100276
	200	PA	M13100277
	250	PA	M13100278
	Packing ring (solvent resistant)	FEP	M08010584



Pressure gauges

Fluid pressure measurement

Product families


Pressure gauges – vertical, horizontal, bottom or back connection



Pressure gauges

Vertical, horizontal, bottom or back connection

Dürr has a broad range of gauges for paint material pressure measurement. Whichever you choose you can rely on high quality of these parts.



PRODUCT LINE

	Pressure gauge 0-25bar D63 G1/4" down VA	Pressure gauge 0-10bar D63 G1/4" back	Pressure gauge 0-10bar D63 G1/8" down VA	Pressure gauge 0-10bar D63 G1/8" back VA
Part No.	W07010198	W07010199	W07010200	W07010201
Range	0-25 bar [0-360 psi]	0-10 bar [0-145 psi]	0-10 bar [0-145 psi]	0-10 bar [0-145 psi]
Connector	G1/4"	G1/4"	G1/8"	G1/8"
Diameter	63 mm [2.5"]	63 mm [2.5"]	63 mm [2.5"]	63 mm [2.5"]
Filling liquid	Glycerine	Glycerine	Glycerine	Glycerine
Connector position	Down	Back	Down	Back




	Pressure gauge 0-10bar D63 G1/4" down	Pressure gauge 0-25bar DN25 vertical	Pressure gauge 0-25bar DN25 horizontal	Pressure gauge 0-25bar D63 G1/4" back VA
Part No.	W07010202	W07010223	W07010238	W07010242
Range	0-10 bar [0-145 psi]	0-25 bar [0-360 psi]	0-25 bar [0-360 psi]	0-25 bar [0-360 psi]
Connector	G1/4"	DN25	DN25	G1/4"
Diameter	63 mm [2.5"]	101 mm [4"]	101 mm [4"]	63 mm [2.5"]
Filling liquid	Glycerine	Glycerine	Glycerine	Glycerine
Connector position	Down	Vertical	Horizontal	Back



	Pressure gauge 0-16bar D63 G1/8" centr.	Pressure gauge 0-400bar G1/2" - filled	Pressure gauge 0-400bar G1/2"	Pressure gauge 0-400bar G1/2"
Part No.	W07010261	W07010287	W07010293	W07010302
Range	0-16 bar [0-232 psi]	0-400 bar [0-5,800 psi]	0-400 bar [0-5,800 psi]	0-400 bar [0-5,800 psi]
Connector	G1/8"	G1/2"	G1/2"	G1/2"
Diameter	63 mm [2.5"]	68 mm [2.5"]	68 mm [2.5"]	68 mm [2.5"]
Filling liquid	Glycerine	Glycerine	None	None
Connector position	Center	Back	Back	Back

Pressure gauges

Material pressure measurement

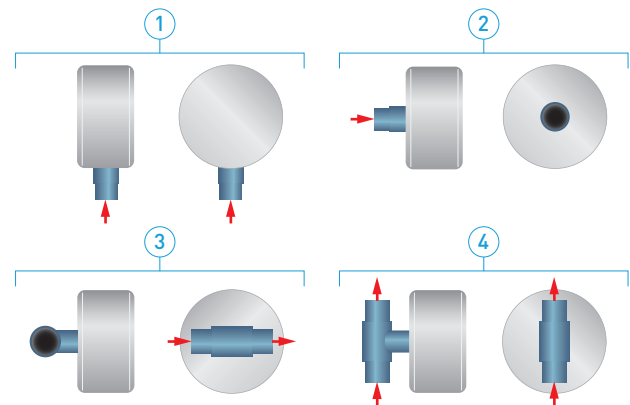


PRODUCT LINE				
	Pressure gauge 0-16bar D63 G1/8"	Pressure gauge 0-250bar D63 G1/4"RADIAL	Pressure gauge 0-250bar D63 G1/4" CENTR.	Pressure gauge 0-400bar D63 G1/2"RADIAL
Part No.	W07010353	W07010354	W07010355	W07010356
Range	0-16 bar (0-232 psi)	0-250 bar (0-3,600 psi)	0-250 bar (0-3,600 psi)	0-400 bar (0-5,800 psi)
Connector	G1/8"	G1/4"	G1/4"	G1/2"
Diameter	68 mm (2.75")	68 mm (2.75")	68 mm (2.75")	68 mm (2.75")
Filling liquid	Glycerine	Glycerine	Glycerine	Glycerine
Connector position	Bottom connection radial	Bottom connection radial	Back center connection	Bottom connection radial



	Pressure gauge 0-500bar D63 G1/2"RADIAL	Pressure gauge 0-500bar D63 G1/2"ZENTR.
Part No.	W07010357	W07010358
Range	0-500 bar (0-7,250 psi)	0-500 bar (0-7,250 psi)
Connector	G1/2"	G1/2"
Diameter	68 mm (2.75")	68 mm (2.75")
Filling liquid	Glycerine	Glycerine
Connector position	Bottom connection radial	Bottom connection radial

TECHNICAL ILLUSTRATION




Pressure gauge connector positions
 1 Down / Bottom / Bottom radial, 2 Back / Back center / Center,
 3 Horizontal, 4 Vertical

CUSTOMER BENEFITS



- Silicon free
- Wide pressure range
- Robust design
- Made from stainless steel
- Suitable for ATEX Zone 1 and 2
- High overload capability



Hoses and fittings

Air & paint hoses

Product families

Hoses – air & paint hoses

Fittings – air & paint fittings



Hoses

Air & paint hoses

Every application requires some sort of media connection. There are hoses which can be used for pneumatic motor air supply and atomization air for air spray guns. On the other hand there are hoses for fluid supply (paint, glue etc.) from pressure pots to automatic air spray guns. High pressure hoses are used for the delivery of high viscose materials from high pressure pumps. There is a wide range of Dürr hoses that fit into any possible application. Easy configuration on our webshop helps you to select the right hose for your needs.



PRODUCT LINE

	Air hose with fittings	Low pressure paint hose with fittings	High pressure paint hose with fittings
Part No.	See table on page 119	See table below	See table on page 119
Media	Air	Paint	Paint
Max. fluid pressure	20 bar (290 psi)	20 bar (290 psi)	450bar (6,500psi)
Material	EPDM-Textile	PA-PU-PA	Textile PA / Steel PA
Inner diameter	3/8"	1/4"	1/4" 3/16" 3/8" 1/8"
Connectors	G1/4" / 1/4" NPSM (female)	M16x1.5 / M14x1.5 / G1/4" / 1/4" NPSM / G3/8" / 3/8" NPSM (female)	M16x1.5 / M14x1.5 / G1/4" / 1/4" NPSM
Lengths	up to 100 m	up to 100 m	up to 100 m

1 meter = 3.28 feet

ORDER NUMBERS – LOW PRESSURE HOSES WITH FITTINGS

Nummer	Name	Inner diameter	Connector A	Connector B	Length
W40650196	Hose 2B P PPP DN6 NR 14B S 14B S 0,4	1/4"	1/4" BSP (Female)	1/4" BSP (Female)	0.4 m
W40650105	Hose 2B P PPP DN6 NR 14B S 14B S ...	1/4"	1/4" BSP (Female)	1/4" BSP (Female)	1 m
W40650239	Hose 2B P PPP DN6 NR 14B S 38B S 001	1/4"	1/4" BSP (Female)	3/8" BSP (Female)	1 m
W40650195	Hose 2B P PPP DN6 NR 14B S 14B S 001	1/4"	1/4" BSP (Female)	1/4" BSP (Female)	1.5 m
W40650139	Hose 2B P PPP DN6 NR 14B S 14B S ...	1/4"	1/4" BSP (Female)	1/4" BSP (Female)	2 m
W40650194	Hose 2B P PPP DN6 NR 14B S 14B S 002	1/4"	1/4" BSP (Female)	1/4" BSP (Female)	2.5 m
W40650246	Hose 2B P PPP DN6 NR 14N S 38B S 002	1/4"	1/4" NPSM (Female)	3/8" BSP (Female)	2.5 m
W40650238	Hose 2B P PPP DN6 NR 38B S M14 S 004	1/4"	3/8" BSP (Female)	M14x1,5 (Female)	4 m
W40650119	Hose 2B P PPP DN6 NR 38B S 38B S ...	1/4"	3/8" BSP (Female)	3/8" BSP (Female)	5 m
W40650191	Hose 2B P PPP DN6 NR 38B S 38B S 006	1/4"	3/8" BSP (Female)	3/8" BSP (Female)	6 m
W40650204	Hose 2B P PPP DN6 NR 38B S 38B S 007	1/4"	3/8" BSP (Female)	3/8" BSP (Female)	7.5 m
W40650100	Hose 2B P PPP DN6 NR 14B S 38B S ...	1/4"	1/4" BSP (Female)	3/8" BSP (Female)	10 m
W40650147	Hose 2B P PPP DN6 NR 38B S 38B S 010	1/4"	3/8" BSP (Female)	3/8" BSP (Female)	10 m
W40650148	Hose 2B P PPP DN6 NR 38B S 38B S 020	1/4"	3/8" BSP (Female)	3/8" BSP (Female)	20 m
W40650246	Hose 2B P PPP DN6 NR 14N S 38B S 002	1/4"	1/4" NPSM (Female)	3/8" BSP (Female)	2.5 m
W40650249	Hose 2B P PPP DN6 NR M14 S M14 S 005	1/4"	M14x1,5 (Female)	M14x1,5 (Female)	5 m
W40650250	Hose 2B P PPP DN6 NR M14 S 14B S 010	1/4"	M14x1,5 (Female)	1/4" BSP (Female)	10 m

Hoses

Air & paint hoses

ORDER NUMBERS – HIGH PRESSURE PAINT HOSES WITH FITTINGS

Part no.	Name	Max. pressure	Hose material	Diameter	Connector A	Connector B	Lenght
W40650189	Hose 25B P TP DN6 NR 14B S 14B S 0,4	250 bar	Textile-PA	DN06 (1/4")	1/4" BSP (F)	1/4" BSP (F)	0.4 m
W40650181	Hose 25B P TP DN6 NR 14BS 14B S 0005	250 bar	Textile-PA	DN06 (1/4")	1/4" BSP (F)	1/4" BSP (F)	0.5 m
W40650187	Hose 25B P TP DN6 NR M16 S M16 S 001	250 bar	Textile-PA	DN06 (1/4")	M16x1,5 (F)	M16x1,5 (F)	1 m
W40650141	Hose 25B P TP DN6 NR 14B S 14B S ...	250 bar	Textile-PA	DN06 (1/4")	1/4" BSP (F)	1/4" BSP (F)	1 m
W40650212	Hose 25B P TP DN6 NR 14N S 14N S 001	250 bar	Textile-PA	DN06 (1/4")	1/4" NPSM (F)	1/4" NPSM (F)	1 m
W40650169	Hose 25B P TP DN6 NR M16 S M16 S 007	250 bar	Textile-PA	DN06 (1/4")	M16x1,5 (F)	M16x1,5 (F)	7 m
W40650235	Hose 25B P TP DN6 NR M16 S M16 S 005	250 bar	Textile-PA	DN06 (1/4")	M16x1,5 (F)	M16x1,5 (F)	5 m
W40650216	Hose 25B P TP DN6 NR 14N S 14N S 006	250 bar	Textile-PA	DN06 (1/4")	1/4" NPSM (F)	1/4" NPSM (F)	6 m
W40650236	Hose 25B P TP DN6 NR M16 S M16 S 006	250 bar	Textile-PA	DN06 (1/4")	M16x1,5 (F)	M16x1,5 (F)	6 m
W40650240	Hose 25B P TP DN6 NR 14B S 14B S 007	250 bar	Textile-PA	DN06 (1/4")	1/4" BSP (F)	1/4" BSP (F)	7 m
W40650245	Hose 25B P SP DN4 NR 14B S 14N S 007	250 bar	Textile-PA	DN06 (1/4")	1/4" BSP (F)	1/4" NPSM (F)	7 m
W40650248	Hose 25B P TP DN6 NR M16 S 14N S 007	250 bar	Textile-PA	DN06 (1/4")	M16x1,5 (F)	1/4" NPSM (F)	7.5 m
W40650180	Hose 25B P TP DN5 NR 14N S 14N S 075	250 bar	Textile-PA	DN05 (3/16")	1/4" NPSM (F)	1/4" NPSM (F)	7.5 m
W40650133	Hose 25B P TP DN6 NR 14N S 14N S ...	250 bar	Textile-PA	DN06 (1/4")	1/4" NPSM (F)	1/4" NPSM (F)	7.5 m
W40650241	Hose 32B P SP DN6 NR M16 S 14N S 007	320 bar	Steel-PA	DN06 (1/4")	M16x1,5 (F)	1/4" NPSM (F)	7.5 m
W40650231	Hose 32B P SP DN6 NR M16 S 14N S 010	320 bar	Steel-PA	DN06 (1/4")	M16x1,5 (F)	1/4" NPSM (F)	10 m
W40650102	Hose 32B P SP DN6 NR M16 S 14N S ...	320 bar	Steel-PA	DN06 (1/4")	M16x1,5 (F)	1/4" NPSM (F)	15 m
W40650237	Hose 35B P SP DN5 NR M16 S M16 S 010	350 bar	Steel-PA	DN05 (3/16")	M16x1,5 (F)	M16x1,5 (F)	10 m
W40650244	Hose 45B P SP DN8 NR M16 S M16 S	425 bar	Steel-PA	DN08 (3/4")	M16x1,5 (F)	M16x1,5 (F)	30 m
W40650182	Hose 45B P SP DN6 NR 14B S 14B S 001	450 bar	Steel-PA	DN06 (1/4")	1/4" BSP (F)	1/4" BSP (F)	1 m
W40650188	Hose 45B P SP DN6 NR 14B S 14B S 001	450 bar	Steel-PA	DN06 (1/4")	1/4" BSP (F)	1/4" BSP (F)	1.5 m
W40650183	Hose 45B P SP DN6 NR 14B S 14B S 002	450 bar	Steel-PA	DN06 (1/4")	1/4" BSP (F)	1/4" BSP (F)	2 m
W40650242	Hose 45B P SP DN9 NR M16 S M16 S 030	450 bar	Steel-PA	DN09 (3/8")	M16x1,5 (F)	M16x1,5 (F)	30 m
W40650245	Hose 25B P SP DN4 NR 14B S 14N S 007	250 bar	Textile-PA	DN06 (1/4")	1/4" BSP (F)	1/4" NPSM (F)	7 m
W40650248	Hose 25B P TP DN6 NR M16 S 14N S 007	250 bar	Textile-PA	DN06 (1/4")	M16x1,5 (F)	1/4" NPSM (F)	7.5 m

ORDER NUMBERS – AIR HOSES WITH FITTINGS

Part no.	Name	Connector A	Connector B	Length
W40650247	Hose 2B A ET DN9 NR 14N S 14N S 0025	1/4" NPSM (Female)	1/4" NPSM (Female)	2.5 m
W40650230	Hose 2B A ET DN9 NR 14B S 14B S 0040	1/4" BSP (Female)	1/4" BSP (Female)	4 m
W40650117	Hose 2B A ET DN9 NR 14B S 14B S 0050	1/4" BSP (Female)	1/4" BSP (Female)	5 m
W40650218	Hose 2B A ET DN9 NR 14B S 14B S 0060	1/4" BSP (Female)	1/4" BSP (Female)	6 m
W40650155	Hose 2B A ET DN9 NR 14B S 14B S 0070	1/4" BSP (Female)	1/4" BSP (Female)	7 m
W40650134	Hose 2B A ET DN9 NR 14N S 14N S 0075	1/4" NPSM (Female)	1/4" NPSM (Female)	7.5 m
W40650101	Hose 2B A ET DN9 NR 14B S 14B S 0100	1/4" BSP (Female)	1/4" BSP (Female)	10 m
W40650234	Hose 2B A ET DN9 NR 14B S 14B S 0150	1/4" BSP (Female)	1/4" BSP (Female)	15 m
W40650128	Hose 2B A ET DN9 NR 14B S 14B S 0200	1/4" BSP (Female)	1/4" BSP (Female)	20 m
W40650243	Hose 2B A ET DN9 NR 14B S 14B S 0300	1/4" BSP (Female)	1/4" BSP (Female)	30 m

1 meter = 3.28 feet

Hoses

Air & paint hoses

PRODUCT LINE – AIR HOSES



	Hose 2x4 blue PA	Hose 2,7x4 blue PA	Hose 4x6 blue PA	Hose 6x8 blue PA
Part No.	W40030304	W40030233	W40030001	W40030002
Max. air pressure	10 bar (145 psi)	10 bar (145 psi)	10 bar (145 psi)	10 bar (145 psi)
Material	PA	PA	PA	PA
Inner/Outer diameter	2x4 mm	2.7x4 mm	4x6 mm	6x8 mm
Lengths	any length	any length	any length	any length



	Hose 6x9 blue PA	Hose 8x10 blue PA	Hose 9x12 blue PA
Part No.	W40030013	W40030017	W40030019
Max. air pressure	10 bar (145 psi)	10 bar (145 psi)	10 bar (145 psi)
Material	PA	PA	PA
Inner/Outer diameter	6x9 mm	8x10 mm	9x12 mm
Lengths	any length	any length	any length

PRODUCT LINE – MATERIAL HOSES



	Hose 4x6 transparent PFA	Hose 6x8 transparent PFA	Hose 6x9 transparent PFA	Hose 9x12 transparent PFA
Part No.	W40030534	W40030471	W40030496	W40030495
Max. fluid pressure	20 bar (290 psi)	20 bar (290 psi)	20 bar (290 psi)	20 bar (290 psi)
Material	PFA	PFA	PFA	PFA
Inner/Outer diameter	4x6 mm	6x8 mm	6x9 mm	9x12 mm
Lengths	any length	any length	any length	any length



	Hose 4x6 nature PTFE	Hose 6x8 nature PTFE	Hose 6x9 nature PTFE	Hose 9x12 nature PTFE
Part No.	W40030722	W40030744	W40030723	W40030721
Max. fluid pressure	20 bar (290 psi)	20 bar (290 psi)	20 bar (290 psi)	20 bar (290 psi)
Material	PTFE	PTFE	PTFE	PTFE
Inner/Outer diameter	4x6 mm	6x8 mm	6x9 mm	9x12 mm
Lengths	any length	any length	any length	any length

Fittings

Air & paint fittings



PRODUCT LINE – AIR FITTINGS

	Connection air D7,2 d10/12 EU	Air connection swivel 1/4"i D7,2 EU	Screwed plug-in connection D6 G1/8" N Ms
Part No.	M01010185	M01300006	M57380003
Threads	G1/4" (female) coupling D7.2 d10/12 EU	G1/4" (female) coupling D7.2 d10/12 EU	G1/8" (male) hose 4x6 mm
Material	Brass	Brass	Brass
Max. air pressure	35 bar (508 psi)	10 bar (145 psi)	20 bar (290 psi)
Related products	EcoGun AS MAN	EcoGun	EcoGun



	Screwed plug-in connection D8 G1/4" N	Push-in nipple DN7 G1/4"a Ms	Quick change connection DN7 G1/4"a
Part No.	M57380009	M58900058	N40030046
Threads	G1/4" (male) hose 6x8 mm	G1/4" (male)	G1/4" (male)
Material	Brass	Brass	Brass
Max. air pressure	20 bar (290 psi)	16 bar (232 psi)	16 bar (232 psi)
Related products	EcoGun	Quick change connection DN7 G1/4"a	Push-in nipple DN7 G1/4"a Ms Air connection swivel 1/4"i D7,2 EU Connection air D7,2 d10/12 EU

Fittings

Air & paint fittings



PRODUCT LINE – PAINT FITTINGS

	Ball valve pressure drain module OMK SST	Ball valve discharge-piece DOK SST
Part No.	M54300607	M54300608
Threads	M16x1.5 (male) M16x1.5 (female)	M16x1.5 (male) M16x1.5 (female)
Material	Stainless steel	Stainless steel
Max. fluid pressure	500 bar (7,250 psi)	500 bar (7,250 psi)
Related products	EcoPump VP Package	EcoPump VP Package





	ELBOW SCREW CONNECTION\G1/4\"a-a 60°KONUS	Elbow screw con. adjust. G1/4\" - 1/4\" NPS(M)	Screw-in fitting WJ	Screw-in fitting WJ	Screw-in fitting WT
Part No.	M55030201	M55030173	M55070363	M55070368	M06150149
Threads	G1/4\" (male)	1/4\" NPSM (male) G1/4\" (female)	M16x1.5 (male) G1/4\" (male)	M16x1.5 (female) G3/8\" (male)	1/4\" NPSM (female) G1/4\" (male)
Material	Stainless steel	Stainless steel	Stainless steel	Stainless steel	Stainless steel
Max. fluid pressure	775 bar (11,240 psi)	775 bar (11,240 psi)	500 bar (7,250 psi)	500 bar (7,250 psi)	500 bar (7,250 psi)
Related products	EcoMCC 200	EcoDose 3K	EcoPump VP, HP filter	EcoPump VP, HP filter	EcoGun AL MAN 300



	Screw-in fitting M14x1,5 - 3/8\" Universal (male)	Screw-in fittings WT M16x1,5 - G3/8\" SST	Reducing screw connection M16x1,5i 60°	Reducing Screw Connection \G3/4\"a G3/8\"a	T-Screw Connection Adjustable\G1/4\" 60°
Part No.	M55070387	M55070394	M55100169	M55100192	M55110043
Threads	M14x1.5 (female) 3/8\" Universal (male)	M16x1.5 (male) G3/8\" (male)	M16x1.5 (female) 1/4\" NPS (male)	G3/4\" (male) G3/8\" (male)	G1/4\" (female) G1/4\" (male)
Material	Stainless steel	Stainless steel	Stainless steel	Stainless steel	Stainless steel
Max. fluid pressure	20 bar (290 psi)	500 bar (7,250 psi)	500 bar (7,250 psi)	430 bar (6,237 psi)	775 bar (11,240 psi)
Related products	EcoGun 246 / 249	EcoPump VP HP filter	EcoPump VP, HP filter EcoGun AL MAN EcoGun AA MAN	EcoFlow HPF EcoFlow HPR	


Fittings

Air & paint fittings




PRODUCT LINE – PAINT FITTINGS

	L screw-in fitting 90°	Reducing Nipple\G3/4" a- G1/4" i VA8	Double nipple R1/2" - R1/2" L44 GF280 SST	Double nipple R3/8" - R3/8" L38 GF280 VA8
Part No.	M55270018	M56100265	M56110053	M56110057
Threads	M30x1.5 (female) G1/2" (female)	G3/4" (male) G1/4" (female)	R1/2" (male)	R3/8" (male)
Material	Stainless steel	Nickel-plated brass	Stainless steel	Stainless steel
Max. fluid pressure	50 bar (725 psi)	400 bar (5,800 psi)	50 bar (725 psi)	50 bar (725 psi)
Related products	EcoPump VP	EcoFlow HPF/R	EcoPump AD	EcoFlow LPF, EcoPump AD



	Double nipple R1/2" a- R1/4" a L33 VA8	Double nipple R3/8" a- R1/8" a L25,5 SST	Double nipple G1/4" a- 1/4" UN1a L24 SST	Double nipple G1/8" a- 1/4" a L28,5 60°in
Part No.	M56110096	M56110307	M56110426	M56110454
Threads	R1/2" (male) R1/4" (male)	R3/8" (male) R1/8" (male)	G1/4" (male) 1/4" Universal (male)	G1/8" (male) G1/4" (male)
Material	Stainless steel	Stainless steel	Stainless steel	Stainless steel
Max. fluid pressure	50 bar (725 psi)	50 bar (725 psi)	50 bar (725 psi)	400 bar (5,800 psi)
Related products	EcoPump AD	EcoDose, EcoFlow LPF	EcoGun AS AUTO pro EcoGun AS AUTO pro HD	EcoDose, EcoFlow LPF



	Double nipple G1/2" a G1/2" a Z St	Double Nipple\G1/4" a L29 VA	Reducing Bush R1" i- R3/8" i GF240 SST
Part No.	M56110479	M56110480	M56240061
Threads	G1/2" (male)	G1/4" (male)	G1" (female) G3/8" (female)
Material	Zinc plated steel	Stainless steel	Stainless steel
Max. fluid pressure	400 bar (5,800 psi)	775 bar (11,240 psi)	50 bar (725 psi)
Related products	EcoPump AD	EcoMCC 200	EcoFlow LPF

Fittings

Air & paint fittings



PRODUCT LINE PAINT FITTINGS

	Push-in nipple G1/2" i L35	Quick connector 3/8" i SS	Quick connector 3/8" i return valve VA	EcoTube DN25 M42x2 - G3/4" SST	Quick change bus- hing G3/8" a 60G SST
Part No.	M58900227	M58940013	M58940019	M80110016	N40040062
Threads	G1/2" (female) push-in	G3/8" (female)	G3/8" (female) with a check valve	DN25 (M42x2) G1" (male)	G3/8" (male)
Material	Brass	Stainless steel	Stainless steel	Stainless steel	Stainless steel
Max. fluid pressure	35 bar (508 psi)	20 bar (290 psi)	20 bar (290 psi)	25 bar (360 psi)	20 bar (290 psi)
Related products	EcoPump2 VP Package EcoPump AD Package 2	Quick change bushing G3/8" a 60G SST EcoGun	Quick change bushing G3/8" a 60G SST EcoGun	LP filter EcoPump HP EcoPump HPE	Quick connector 3/8" i SST, Quick connector 3/8" i return valve VA EcoGun



PRODUCT LINE – DÜRR EcoPlug FITTINGS

	Straight plug connection D = 13	Straight plug connection D = 9	Nipple insert D = 9	Grounding Device D = 13
Part No.	M58030120 (3x5) M58030121 (3x6) M58030136 (4x6) M58030136 (3.6x6) M58030143 (6x8) M58030134 (6x9) M58030125 (9x12)	M58030138 (2.7x4)	M58030185 (3x5) M58030167 (4x6)	M01520001 (6x9) M01520002 (9x12)
Threads	—	—	—	—
Material	Stainless steel	Stainless steel	Stainless steel	Stainless steel
Max. fluid pressure	35 bar (508 psi)	35 bar (508 psi)	35 bar (508 psi)	35 bar (508 psi)
Related products	EcoMCC3 20, EcoPump9 GW	EcoMCC3 20, EcoPump9 GW	EcoMCC3 20, EcoPump9 GW	EcoMCC3 20, EcoPump9 GW

Fittings

Air & paint fittings



PRODUCT LINE – DÜRR EcoPlug FITTINGS


	Straight plug connection D = 13	Straight plug connection D = 9	Nipple insert D = 9	Grounding Device D = 13
Part No.	M57030032 (3x6) M57030038 (4x6) M57030040 (6x8) M57030039 (6x9) M57030037 (9x12)	M57320008 (3x6) M57320007 (4x6) M57320010 (6x8) M57320006 (6x9) M57320009 (9x12)	M57410028 (3x6 3x6) M57410022 (4x6 4x6) M57410021 (6x9 6x9) M57410020 (9x12 9x12)	M57410040 (9x12 6x9)
Threads	—	—	—	—
Material	Stainless steel	Stainless steel	Stainless steel	Stainless steel
Max. fluid pressure	35 bar (508 psi)	35 bar (508 psi)	35 bar (508 psi)	35 bar (508 psi)
Related products	EcoMCC3 20, EcoPump9 GW	EcoMCC3 20, EcoPump9 GW	EcoMCC3 20, EcoPump9 GW	EcoMCC3 20, EcoPump9 GW



	L plug connection D = 13	L nipple insert D = 13	Screw-in plug connector	Non-return valve screw-in plug connector
Part No.	M57360025 (6x9 6x9) M57360024 (9x12 6x9) M57360023 (9x12 9x12) M57360026 (6x9 4x6)	M57360055 (4x6 4x6) M57360052 (D13 4x6) M57360056 (D13 D13)	M57380085 (G3/8 6x9) M57380084 (G3/8 9x12) M57380134 (G3/8 12x17) M57580017 (G1/8 6x9) M57580018 (G1/8 9x12) M57380192 (G1/8 12x17)	M54360183 (G1/8 4x6) M54360184 (G1/8 6x9)
Threads	—	—	G1/8 / G3/8	G1/8
Material	Stainless steel	Stainless steel	Stainless steel	Stainless steel
Max. fluid pressure	35 bar (508 psi)	35 bar (508 psi)	35 bar (508 psi)	35 bar (508 psi)
Related products	EcoMCC3 20, EcoPump9 GW	EcoMCC3 20, EcoPump9 GW	EcoMCC3 20, EcoPump9 GW	EcoMCC3 20, EcoPump9 GW

Fittings

Air & paint fittings




PRODUCT LINE – DÜRR EcoPlug FITTINGS

	Non-return valve screw-in plug connector D = 13	Schott plug connection hose/hose D = 13	Schott plug connection hose/hose D = 18	KOR Reducer D = 18
Part No.	M54360185 (4x6) M54360209 (6x8)	M57390029 (6x9 4x6) M57390027 (6x9 6x9) M57390026 (9x12 6x9) M57390028 (9x12 9x12)	M57390031 (Tube:9x12 6x9) M57390030 (Tube:9x12 9x12)	M55100124 (Tube:6x9)
Threads				
Material	Stainless steel	Stainless steel	Stainless steel	Stainless steel
Max. fluid pressure	35 bar (508 psi)	35 bar (508 psi)	35 bar (508 psi)	35 bar (508 psi)
Related products	EcoMCC3 20, EcoPump9 GW	EcoMCC3 20, EcoPump9 GW	EcoMCC3 20, EcoPump9 GW	EcoMCC3 20, EcoPump9 GW



	Bulkhead connector pipe/pipe D = 18	Schott adapter hose D = 13	Schott adapter pipe D = 18	Screw-in plug connector adapter
Part No.	M57390042 (Tube:9x12 Tube:9x12)	M57390044 (6x9 M13) M57390043 (9x12 M13)	M57390041 (Tube:9x12 M13)	M57380129 (D13 G1/8)
Threads				G1/8
Material	Stainless steel	Stainless steel	Stainless steel	Stainless steel
Max. fluid pressure	35 bar (508 psi)	35 bar (508 psi)	35 bar (508 psi)	35 bar (508 psi)
Related products	EcoMCC3 20, EcoPump9 GW	EcoMCC3 20, EcoPump9 GW	EcoMCC3 20, EcoPump9 GW	EcoMCC3 20, EcoPump9 GW



04

Process controllers



Product groups

EcoAUC	135
EcoPUC A	138



Success story

PAN-DUR paints refrigeration equipment
with Dürr's EcoPaintJet
see details page 154



EcoAUC

Automated application control

Product families

EcoAUC – control units for spray process control



EcoAUC

Control units for spray process control

Fill your application products with new life with the **EcoAUC** control system. PLC and valve technology allows to operate color change systems from the **EcoMCC** family with up to 10 colors. Dosing is carried out using the high efficient gear dosing pump **EcoPump9 GW** or the compact paint pressure regulator **EcoFlow**. To maximize efficiency, the integrated control for a high speed rotary atomizer can be extended by a high tension cascade for external or direct charge. **EcoAUC** can also control various automatic spray guns with air spray, airless or air-assist application technology as well as the **EcoPaintJet**. Despite numerous features the operation of the **EcoAUC** always remains straightforward and simple due to a modern interface.



PRODUCT LINE

	EcoAUC
Part No.	F30310001V
No. of colors	1-10
Air pressure	6-8 bar (87-116 psi)
Supply voltage / Freq.	380-480 V / 50-60 Hz
Effective power	4,000 W
Protection class	IP54

CUSTOMER BENEFITS



Compact structure with modern design

Colored 7" touchscreen for ease of use

Various interfaces (emergency shutdown, ethernet, released for process technology etc.)

Quick start with default brushes and automatic sequences for purging and pre-charging

Simplified service and maintenance

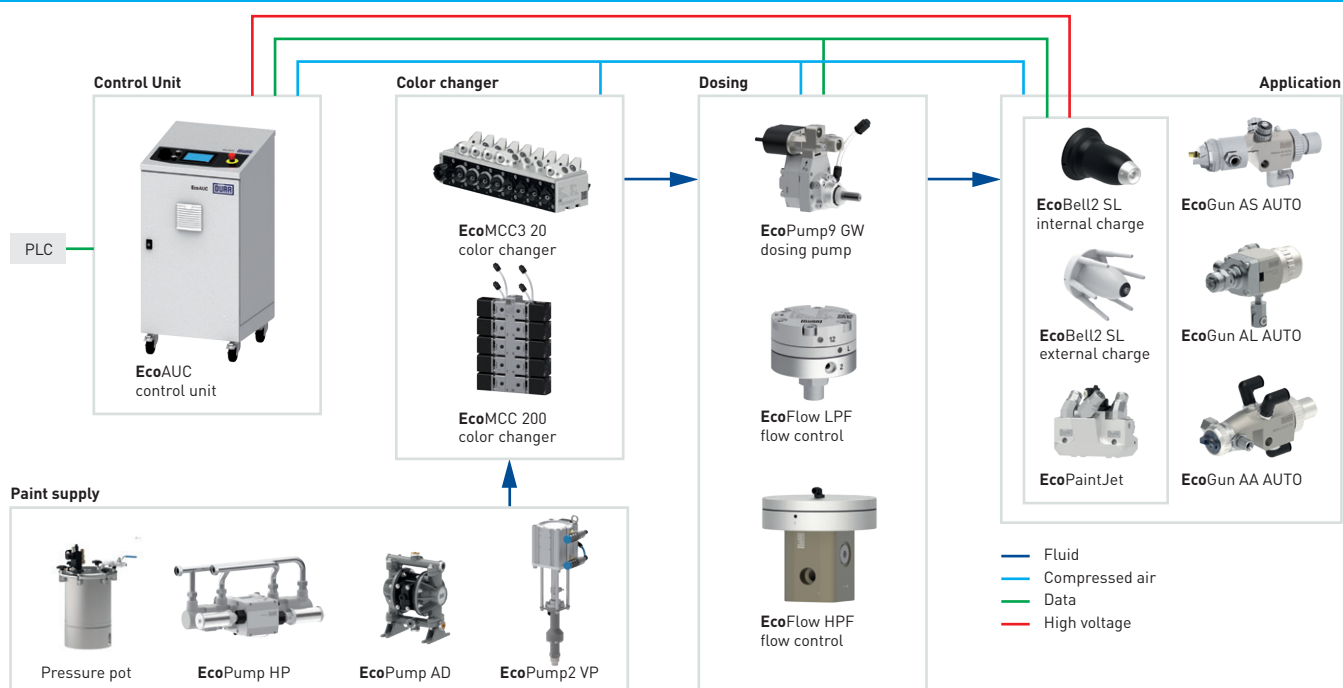
Control of color changer with 1-10 colors

Control of high speed rotating atomizer with external or direct charge

Control of automatic spray guns or high rotational atomizers

Control of **EcoPaintJet**

TECHNICAL ILLUSTRATION



EcoAUC

Control units for spray process control

ORDER CODE

EcoAUC									
Option	Code								
Process									
1K	1K								
2K	2K								
Atomizer									
External charge	EC								
Direct charge	DC								
HSRA	HRZ								
Air spray	AS								
Airless	AL								
Air-assist	AA								
Dosing system									
1DP	1DP								
2DP	2DP								
1PPR	1PPR								
Certification									
EU	EU								
Quantity paint									
2	2								
4	4								
6	6								
8	8								
10	10								
Conveying capacity paint									
0.45 ccm	45								
1.0 ccm	100								
2.0 ccm	200								
3.0 ccm	300								
4.5 ccm	450								
None	N								
Purgeability									
Yes	Y								
No	N								
Conveying cap. catalyst									
0.45 ccm	45								
1.0 ccm	100								
2.0 ccm	200								
3.0 ccm	300								
4.5 ccm	450								
None	N								
Flange package									
5 m	5								
10 m	10								
Return									
Yes	Y								
No	N								
Connection									
Binary (Standard)	BI								



EcoPUC A

Control units for air operated pumps

Product families

EcoPUC A – control units for air operated pumps



EcoPUC A

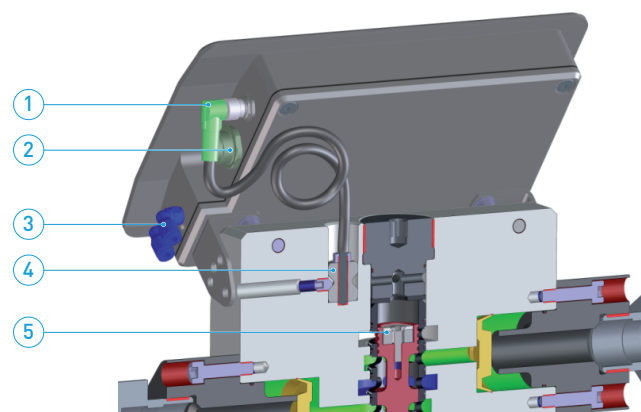
Control units for air operated pumps

The **EcoPUC A** is an intrinsically safe control unit, used to monitor pneumatic pumps (e.g. **EcoPump VP** or **EcoPump HP**) while in operation. A reed-sensors enables the **EcoPUC A** to count the pumps current number of cycles. Additionally an intelligent algorithm identifies when the pump runs dry. The integrated solenoid valve stops the pump when running dry, to avoid excessive wear. The **EcoPUC A** also reminds the maintenance personnel when the pump seals have to be exchanged. A Profibus PA interface allows to intercommunicate with external PLCs.



PRODUCT LINE			
	EcoPUC A	EcoPUC A RA	EcoPUC A RA BUS
Part No.	F30300001	F30300002	F30300003
Related products	EcoPump2 VP EcoPump HP	EcoPump2 VP EcoPump HP	EcoPump2 VP EcoPump HP
Proximity switch with reed switch	Yes	Yes	Yes
Control air	No	Yes	Yes
Profibus PA	No	No	Yes
Functions	Flow rate / Wear monitoring / in Ex zone	Flow rate / Wear monitoring / Runaway / in Ex zone	Flow rate / Wear monitoring / Runaway / in Ex zone / Bus communication

TECHNICAL ILLUSTRATION



1 Reed-Sensor Interface, 2 Profibus PA interface, 3 "Run Away" valve, 4 Reed-Sensor, 5 Magnet

CUSTOMER BENEFITS



- [Prevention of dry run situations](#)
- [Predictive maintenance](#)
- [Status surveillance on external PLCs](#)
- [Easy-to-use menu structure](#)
- [Worldwide language support](#)



05

Gluing equipment

Product groups

Applicators	136
Material supply	138



Applicators

Manual application guns for gluing

Product families

EcoGun 1K MAN – manual application gun for 1K materials

EcoGun 1K MAN

NEW

Manual applicator for 1K materials

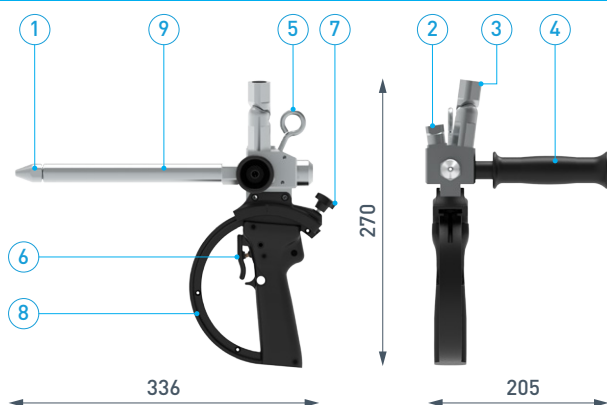
Our **EcoGun 1K MAN** manual applicator is used for manual bonding applications and flexible use cases. The **EcoGun 1K MAN** meets high demands in terms of flexibility and ergonomics. Thanks to standard adjustment options, the application head can be adapted to your requirements, thus ensuring user-friendly operation. This allows high seam quality to be achieved, the ergonomically design of the Handle further reduces fatigue and enables longer working times. We offer an unheated and a heated version for processing different materials.



PRODUCT LINE

	EcoGun 1K MAN
Part No.	N36640001 (cold version) N36640003 (warm version)
Weight	1.6 kg
Material pressure, max.	250 bar
Material connection	G 3/8"
Pneumatic connection	G 1/4", 8mm hose
Inlet air pressure	min. 5 bar, max. 8 bar
Flow, max.	22 ccm/s
Material viscosity	1,000 - 150,000 mPas
Heating - voltage	230V AC / 80W
Application temperature	60°C (140 °F)

TECHNICAL ILLUSTRATION



1 Nozzle (sold separately), 2 Inlet heating, 3 Inlet material, 4 Handle, 5 Attachment point, 6 Trigger, 7 Retention knob, 8 Handle with rail, 9 Nozzle tube

CUSTOMER BENEFITS



Wide range of possible materials

Ergonomic manual application with adaptive

Nozzle angle

Pneumatic valve supported trigger for light and consistent trigger forces

Durable and light Design made of Aluminium and Stainless Steel

Material pressure up to 250 bar

NOZZLE SELECTION

Part No.	Description
M03030144	Adapter
M30010396	Union nut
M09080029	Nozzle cap M14x1 D0,8
M09080030	Nozzle cap M14x1 D1,0
M09080031	Nozzle cap M14x1 D1,2
M09080032	Nozzle cap M14x1 D1,5
M09080033	Nozzle cap M14x1 D2,0
M09080034	Nozzle cap M14x1 D2,5
M09080035	Nozzle cap M14x1 D3,0
M09090098	Round bead 0,4 mm
M09090099	Round bead 0,5 mm
M09090100	Round bead 0,6 mm
M09090094	Round bead 0,7 mm
M09090068	Round bead 1,0 mm
M09090067	Round bead 1,2 mm
M09090066	Round bead 1,5 mm
M09090065	Round bead 2,0 mm
M09090064	Round bead 2,5 mm

Nozzles are sold separately. More nozzle types on request.

NEW



Material supply

High viscosity material supply

Product families


EcoRAM – high viscosity material supply

EcoPump VPS – air operated vertical shovel plate pump

Pressure regulators

High viscosity material supply system

This drum press can be ordered with our shovel plate pump **EcoPump VPS**. It is the perfect material supply system for high viscous 1K material from the original barrel.




PRODUCT LINE

	EcoRAM 60	EcoRAM 60 w/o plate
Part No.	See page no. 143	See page no. 143
Max. dimensions [HxWxL]	695x420x2,013 mm (depends on the config.)	695x420x2,013 mm (depends on the config.)
Max. height barrel	2,437 mm {96"}	2,437 mm {96"}
Compressed air – required pressure	5.5 - 8.0 bar	5.5 - 8.0 bar
Pump typ	EcoPump VPS 210 360 SST PE	EcoPump VPS 210 360 SST PE
Max. fluid pressure	360 bar	360 bar
Displacement	210 cc/cyc	210 cc/cyc
Ratio	72:1	72:1
Flow rate @ rec. Cycles	1.7 l/min	1.7 l/min
Recommended cycles	8 cyc/min	8 cyc/min
Plate material	Aluminium cast and PU	Aluminium cast and PU
Heated version	Optional	Optional
Diameter barrel	279mm or 356mm	without plate *

* plate sold as accessories

TECHNICAL ILLUSTRATION



1 Power chain, 2 Pneumatic motor, 3 Follower plate, 4 Lifter, 5 Pneumatic cylinders, 6 Ventilation bar, 7 Ground plate with undercut, 8 Fluid section, 9 Control cabinet

CUSTOMER BENEFITS



To supply high viscous material from 20 l barrels and up to 200 l barrels

Two lift cylinders for an exact guidance and a constant power transmission

Different follower plates for several barrel types

Simple and compact 2-handed pneumatic control system

Combine 2 **EcoRAMs** for Double RAM system

Heated version available

Different barrel supports available

High viscosity material supply system




PRODUCT LINE

	EcoRAM 200	EcoRAM 200 w/o plate
Part No.	See page no. 143	See page no. 143
Max. dimensions [HxWxL]	1,120x1,443x2,334 mm	1,120x1,443x2,334 mm
Max. height barrel	2,886 mm [114"]	2,886 mm [114"]
Compressed air – required pressure	5.5 - 8.0 bar	5.5 - 8.0 bar
Pump typ	EcoPump VPS 210 360 SST PE	EcoPump VPS 210 360 SST PE
Max. fluid pressure	360 bar	360 bar
Displacement	210 cc/cyc	210 cc/cyc
Ratio	72:1	72:1
Flow rate @ rec. Cycles	1.7 l/min	1.7 l/min
Recommended cycles	8 cyc/min	8 cyc/min
Plate material	Aluminium cast and NVC	Aluminium cast and NVC
Heated version	Optional	Optional
Diameter barrel	571 mm	without plate *

* plate sold as accessories

FOLLOWER PLATES



	EcoRAM 60	EcoRAM 200	Conversion kit EcoRAM200 for smaller barrel diameter
Overview	N13070004 - 279mm cold N13070006 - 279mm warm N13070031 - 285mm cold N13070030 - 285mm warm N13070025 - 305mm cold N13070026 - 305 warm	N13070002 - 571mm cold N13070008 - 571mm warm (1 ring) N13070009 - 571mm warm (2 rings)	N98500146 - diameter 279mm cold N98500147 - diameter 279mm warm N98500148 - diameter 356mm cold N98500149 - diameter 356mm warm N98500150 - diameter 305mm cold N98500151 - diameter 305mm warm

High viscosity material supply system

ACCESSORIES



	Roller conveyor short	Roller conveyor long	Distributor	Support distributor
Part No.	N17400005	N17400006	N31010055	M19120172
Compatible product	EcoRAM 200	EcoRAM 200	EcoRAM 60, EcoRAM 200	EcoRAM 60, EcoRAM 200
Usage	Easier barrel loading and unloading	Easier barrel loading and unloading	Connecting two material hoses together (for Double RAM function)	For hose and distributor attachment (recommended for Double RAM function)

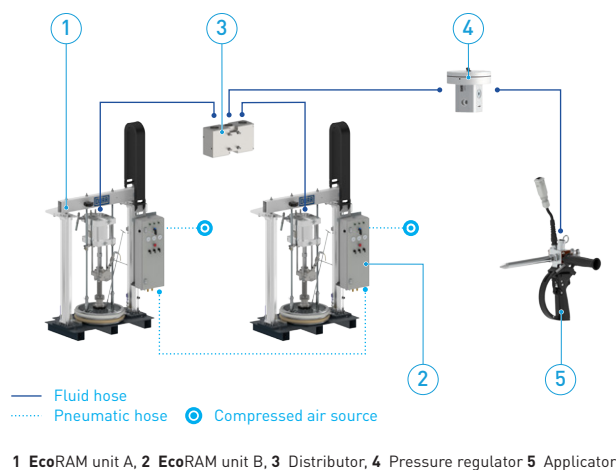


	Undercut	Hoses	Heating device	Heating cables
Part No.	N25120254	—	—	—
Compatible product	EcoRAM 60	EcoRAM 60, EcoRAM 200	EcoRAM 60, EcoRAM 200	EcoRAM 60, EcoRAM 200
Usage	Accessible with lifting unit	Warm and cold versions Diameters: DN12, DN16, DN20, DN25 Lengths: 2m,3m,4m,5m,6m	8 different heating zones, max. 11kW	Length: on request (up to 10m)

ORDER NUMBERS

Part No.	Name	Follower plate	Diameter barrel
N13530055	EcoRAM 60	cold	279mm
N13530056	EcoRAM 60	warm	279mm
N13530057	EcoRAM 60	cold	356mm
N13530058	EcoRAM 60	warm	356mm
N13530059	EcoRAM 60	cold	none
N13530060	EcoRAM 60	warm	none
N13530061	EcoRAM 200	cold	571mm
N13530062	EcoRAM 200	warm	571mm
N13530063	EcoRAM 200	cold	none
N13530064	EcoRAM 200	warm	none

DOUBLE RAM OPERATION SCHEME



Success story

HOMAG increases production quality with automated gluing technology

See more on page no. 149

EcoPump VPS

Air operated vertical shovel plate pump

The **EcoPump VPS** is an air operated shovel plate pump for medium to high viscosity fluids as glues, oils or wax. Its modular design allows an easy maintenance and with its optimized fluid part the material will be pumped considerably. The proven design and a long term durability make these pumps the perfect choice in the high viscosity application.



Watch
product
video



PRODUCT LINE

	EcoPump VPS 210 360 SST PE	EcoPump VPS 210 360 SST PE/PU
Part No.	N24270004	N24270005
Weight	51.0 kg	48.5 kg
Connector inlet / outlet	Flanged screw fitting / SAE Flange	Flanged screw fitting / SAE Flange
Connector air	G3/4" (female)	G3/4" (female)
Displacement	210 cc/cyc	210 cc/cyc
Ratio	72:1	72:1
Max. fluid pressure	360 bar	360 bar
Flow rate @ rec. Cycles	1,7 l/min	1,7 l/min
Recommended cycles	8 cyc/min	8 cyc/min
Max. air pressure	5.0 bar	5.0 bar
Sealing	PE	PE/PU

ACCESSORIES



	Pump stroke sensor	Feed tank
Part No.	N24970011	N24970048
Compatible product	EcoPump VPS 210 360 SST PE	EcoPump VPS 210 360 SST PE
Usage	Electrical sensor for predictive maintenance and energy consumption	For release agent



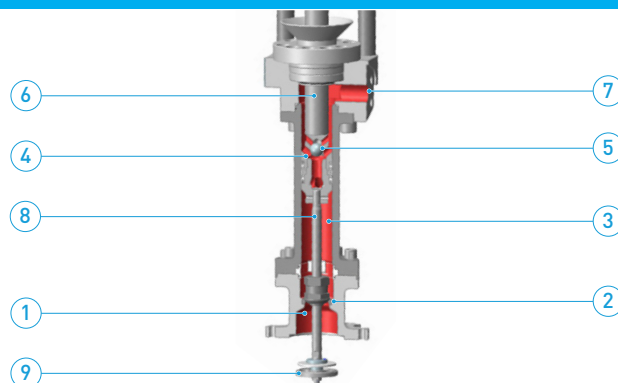
	High performance kit
Part No.	N24970017
Compatible product	EcoPump VPS 210 360 SST PE (N24270004) EcoPump VPS 210 360 SST PE/PU (N24270005)
Usage	Reduces noise emission and ice formation

CUSTOMER BENEFITS



No exposed shaft seal
Stainless steel fluid sections
Modular pump design
Easy to maintain

TECHNICAL ILLUSTRATION



1 Material inlet, 2 Suction ball seat, 3 Material suction chamber, 4 Piston ball seat, 5 Material outlet chamber, 6 Upper piston, 7 Material outlet, 8 Lower piston, 9 Shovel plate

Pressure regulators

High pressure flow regulators

The **EcoFlow HPF** is a high pressure flow regulator designed to maintain downstream pressure in fluid supply systems. By controlling the media pressure to the required working pressure, connected applicators are protected against pressure surge and pulsation from the material supply, while maintaining the required pressure and flow characteristics for the application process. Typically handled materials are high viscose fluids such as mastics, sealers, pastes, adhesives or glues.



coming soon

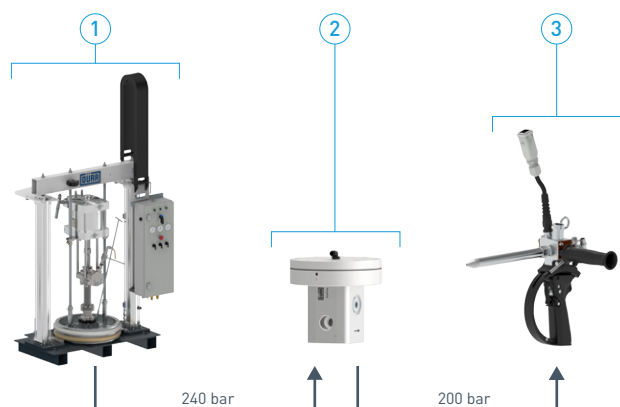


coming soon

PRODUCT LINE

	EcoFlow HPF P 310 5 G3/4" ALU	EcoFlow HPF P 310 5 G3/4" M.HZG ALU	EcoFlow HPF P 310 5 G3/4" SST G1/2"
Part No.	N26070021	N26070047	N26230002
Operation	Pneumatical	Pneumatical / Electrical	Pneumatical
Connector inlet / outlet	G3/4" (female)	G3/4" (female)	G3/4" (female)
Connector air	Push-in 6 mm	Push-in 6 mm	Push-in 6 mm
Max. fluid pressure	310 bar (4,495 psi)	350 bar (4,495 psi)	350 bar (4,495 psi)
Control range of flow rate	20-310 bar (290-4,495 psi)	20-310 bar (290-4,495 psi)	20-310 bar (290-4,495 psi)
Max. flow rate	5.0 l/min (1.32 gal/min)	5.0 l/min (1.32 gal/min)	5.0 l/min (1.32 gal/min)
Heating cartridge	—	200 W	—
Electrical connector	—	4-pin Harting plug	—
Material housing	Aluminium	Aluminium	Stainless steel
Parts contacted by media	Aluminium	Aluminium	Stainless steel
Field of use	Sealing, gluing	Sealing, gluing	Sealing, gluing

TECHNICAL ILLUSTRATION



1 EcoRAM unit, 2 Pressure flow regulator, 3 Manual sealing gun

CUSTOMER BENEFITS



Large regulation range at high flow rate

Pneumatic or manual variant available

Sensitive precision control

Excellent dynamics during pressure changes

100% tight sealing function

Compact dimensions


High performance diaphragm

Easy to maintain

Tested according to Dürr quality standards

06

Solutions in Action




ready2integrate

PRODUCTS AVAILABLE FOR EASY INTEGRATION



	EcoSupply2 Core	EcoDose 2K / EcoDose 2K Easy	EcoDose 3K
Use	Paint supply	Color change, dosing, regulation for manual application	Color change, dosing, regulation for manual application
Key options	<ul style="list-style-type: none"> Low- or high pressure Pumps or pressure pots Optional regulations 	<ul style="list-style-type: none"> Low- or high pressure Gear wheel or Coriolis flow meters Color change up to 10 colors Static mixer Open interface for PLC integration 	<ul style="list-style-type: none"> Low- or high pressure Gear wheel or Coriolis flow meters Color change up to 10 colors Static mixer Open interface for PLC integration



	EcoAUC	Fluid board	EcoBell2 SL
Use	Application process control	Color change, dosing, regulation for automatic applications	Fine paint application with high transfer efficiency
Key options	<ul style="list-style-type: none"> Plug&Play concept Preconfigured flush sequences Flexible interface for PLC integration 	<ul style="list-style-type: none"> Low- or high pressure Color change up to 10 colors 1K or 2K application process 	<ul style="list-style-type: none"> Internal, external or no charge Variety of nozzle sizes Wide range of atomization discs Flange packages for easy and fast commissioning

RESPONSIBILITY MATRIX

Dürr scope	Single material number Optional configurator available Single components are tested and certified
Integrator scope	Connect the individual products (e.g., cables, hoses, pipes, etc.) Connect main media (air, fluid, power) Integrate with safety concept Set up and fix Program application process, robot move etc.
Products	EcoAUC Fluid board EcoSupply2 Core EcoSupply P Core EcoDose family Applicators (spray guns, rotary atomizers)

CUSTOMER BENEFITS



Reduced costs due to lower number of parts for assembly

Fast commissioning time

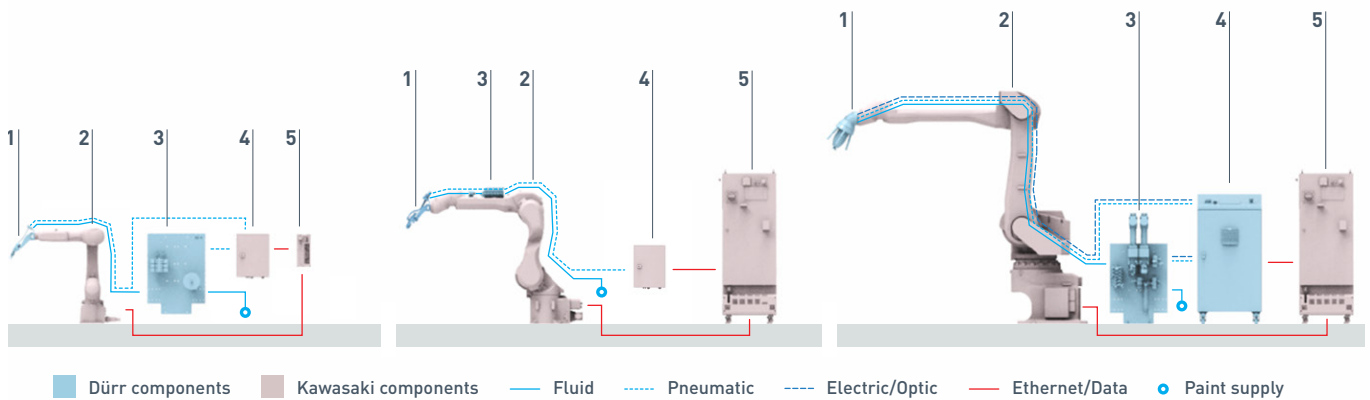
All ready2integrate products are certified and tested

Easy configuration via online product configurator

Technical support team

ready2integrate

EXAMPLE OF COMPATIBILITY WITH KAWASAKI ROBOTS



Dürr scope	Kawasaki scope	Integrator scope
1) Application <ul style="list-style-type: none"> Air spray guns Airless guns Air-Assist guns Rotary atomizers (external/direct charge) 	2) Robots <ul style="list-style-type: none"> KJ125 (ATEX) KJ155 (ATEX) KJ194 (ATEX) KJ264 (ATEX) RS007L (non ATEX) RS010L (non ATEX) RS015X (non ATEX) 	Hardware <ul style="list-style-type: none"> Mounting of application and fluid handling equipment Interconnection of application and fluid handling equipment (hosing, cabling)
3) Fluid handling <ul style="list-style-type: none"> Color changers Flow regulators Dosing pumps Hoses 	Add-Ons <ul style="list-style-type: none"> Textile sleeve Cable tray 	Software <ul style="list-style-type: none"> Teaching Brushes Recipes
4) Controllers <ul style="list-style-type: none"> EcoAUC 	4/5) Controllers <ul style="list-style-type: none"> F60 incl. EcoAUC interface E45 incl. EcoAUC interface Pneumatic controller 	Miscellaneous <ul style="list-style-type: none"> Cell layout and integration Safety concept


Success stories

PAN-DUR PAINTS REFRIGERATION EQUIPMENT WITH DÜRR'S EcoPaintJet

Refrigeration manufacturer PAN-DUR insulates glazing for commercial refrigeration equipment and has been using Dürr's innovative applicator to paint glass surfaces for several months. This technology saves time and materials by eliminating the need for individual screens in the screen printing process.

Utilized products

- **EcoAUC** - application controller (page no. 133)
- Pressure pots - (page no. 66)
- Fluid board - (page no. 54)
- **EcoPaintJet** (page no. 42)
- **EcoPaintJet Cleaner** - (page no. 51)



HOMAG INCREASES PRODUCTION QUALITY WITH AUTOMATED GLUING TECHNOLOGY

HOMAG Plattenaufteiltechnik GmbH, based in Holzbronn, is incorporating adhesive processing products from its sister company Dürr to build vacuum tables for its SAWTEQ saws.

This enables the company to increase the replicability and improve the quality of the application, for example, by achieving the right surface flatness.

Utilized products

- **EcoGun PVA04**
- **EcoShotMeter**
- **EcoRAM** (page no. 141)
- **EcoHVMP4**


STEP BY STEP – WE COAT STAIRCASES TOO!

"With the **EcoPump2 VP**, we can even apply viscous and thicker paints evenly and cleanly. We are very satisfied with the Dürr unit and won't be buying anything else," shared the owner of Grohskurth.

The **EcoPump2 VP** impresses with reduced maintenance requirements and ensures greater process reliability thanks to contactless changeover valves. This enables the company to meet the high quality requirements for its staircases.

Utilized products

- **EcoPump2 VP Package** (page no. 86)
- **EcoGun 2100** (page no. 28)



Trials - the key to happy customers

PAINTING TESTS FOR THE PERFECT RESULT

Paint manufacturers, integrators and end customers can test Dürr's entire portfolio of industrial painting technology before deciding on products.

Since 2019, Dürr has been operating its own test center in Ledeč nad Sázavou, Czech Republic, where the ideal products and processes for painting guitars, wheel rims, glass bottles, chairs, sockets and switches or aircraft parts have already been determined. Additionally, Dürr technicians can demonstrate possible improvements to current painting processes on site, and the test center is also used for training, in addition to customer tests.

However, painting tests can be performed not only in the Czech Republic, but worldwide. For this purpose, Dürr has mobile product units, such as an **EcoPaintJet**, which means that tests can be carried out directly at the customer's premises. The company has also supplied integrators and independent laboratories with application products to demonstrate Dürr's quality to end customers.

CUSTOMER BENEFITS





Validation of painting process without interruption of customer site production

Selecting and proving the right technology for the painting process

Verification of technological parameters

Learning on products prior to their commissioning

Detailed protocol as output with video and photo documentation



07

Marketing

In order to strengthen our brand and to support our sales partners, we offer various marketing materials for our products. Our partners can find all available information and marketing materials in the manual for distributors. With our “Authorized business partner” logo distributors are verified to customers as high-quality sales and after sales partners.

AUTHORIZED BUSINESS PARTNER LOGO



Applications:

Offices & Showrooms
Website & E-shops
Printed materials
Cars & Vans



Name Surname	Company
position	Street
	City
mobile	Country
E-mail	web page

MARKETING MATERIALS



GIVEAWAY EXAMPLES

Ball pen	Lanyard	Baseballcap	Lunchpot Ellipse	swiss army knife	Noebook A5
----------	---------	-------------	------------------	------------------	------------

More giveaway items available on request

Marketing



POSTERS		
Poster EcoGun AUTO	Poster EcoPump HP	Poster EcoBell
A1 portrait A1 landscape A2 portrait A2 landscape A3 portrait A3 landscape	A1 portrait A1 landscape A2 portrait A2 landscape A3 portrait A3 landscape	A1 portrait A1 landscape A2 portrait A2 landscape A3 portrait A3 landscape



POSTERS	
Poster EcoDose 2K	Poster EcoRP
A1 portrait A1 landscape A2 portrait A2 landscape A3 portrait A3 landscape	A1 portrait A1 landscape A2 portrait A2 landscape A3 portrait A3 landscape



OTHERS		
Advertising flag	T shirts - short sleeve	T shirt - long sleeve
250 cm	S M L XL XXL	S M L XL XXL

Your partner for successful production

Dürr's customer service offers support around the world. Dürr is always on-site to help to reduce production costs, increase plant availability and guarantee rapid technical support.

OUR SERVICE AT YOUR DEMAND



[Ramp-up and launch management](#)

[Modifications and upgrades](#)

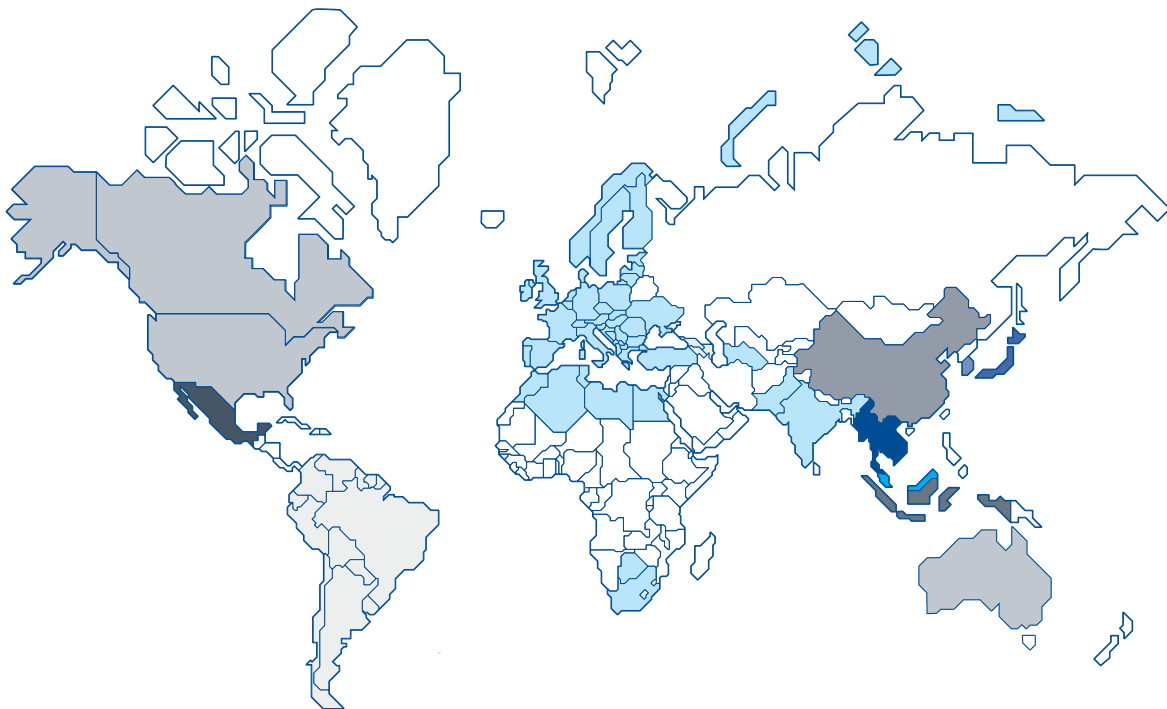
[Engineering with experience](#)

[Spare parts service](#)

[Inspection and maintenance](#)

[Service locations all over the world](#)

Anytime and worldwide



HOTLINE NUMBERS

EUROPE, AFRICA, INDIA
German, English

+49 7142 78 2550

NORTH AMERICA, AUSTRALIA
English

+1 248 803 0303

SOUTH AMERICA
Portuguese, Spanish

+55 11 5631 8236

CHINA
Chinese, English

+86 21 5106 1099

INDONESIA
Bahasa Indonesia, English

+62 811 878 5757

MALAYSIA
Bahasa Malaysia, English

+60 12 688 6843

MEXICO
Spanish, English

+52 442 363 9587

THAILAND
Thai, English

+66 98 246 8994

SOUTH KOREA
Korean

+82 1670 9971

JAPAN
Japanese

+81 47 404 6802

Contacts

Europe

France Guyancourt
Dürr Systems
Phone: + 33 6 89 84 49 46

Germany Bietigheim-Bissingen
Dürr Systems AG
Phone: +49 7142 78-1800

Italy Rodano (MI)
Verind S.p.A.
Phone: +39 02 9595 171

Poland Radom
Dürr Poland Sp. z o.o.
Phone: +48 48 3610 100

Russia Moscow
000 Dürr Systems RUS
Phone: +7 916 600 42 38

Spain Viladecans (Barcelona)
Dürr Systems Spain S.A.
Phone :+66 936 472 525

UK Warwick
Dürr Ltd.
Phone: +44 1926 41 88 00

North America

Mexico Querétaro
Dürr de México S.A de C.V.
Phone: +52 442 410 3230

USA Southfield, MI
Dürr Systems Inc.
Phone: +1 248 450-2040

South America

Brazil São Paulo
Dürr Brasil Ltda.
Phone: +55 11 3137-1760

Asia

China Shanghai
Dürr Paintshop Systems Engineering
Corp. Ltd.
Phone: +86 21 6219 3719-9

India Chennai
Dürr India Private Limited
Phone: +91 44 4393 -1600

Indonesia Jakarta
Dürr Systems (Indonesia), PT.
Phone: +62 21 2966 0029

Japan Tokyo
Dürr Japan K.K.
Phone: +81 47 404 4141

Malaysia Petaling Jaya, Selangor
Dürr Systems Malaysia Sdn Bhd
Phone: +603 7886 8222 / 8333

South Korea Seoul
Dürr Korea Inc.
Phone: +82 2 6444 1036

Thailand Bangkok
Dürr (Thailand) Co., Ltd.
Phone: +66 2 108 1830

Vietnam Ho Chi Minh City
Dürr Vietnam Co., Ltd.
Phone: +84 28 36202752

Africa

Maroco Guyancourt, France
Dürr Systems
Phone: + 33 6 89 84 49 46

South African Republic Port Elizabeth
Dürr Africa Pty. Ltd.
Phone: +27 87 820 9000



INP.CUSTOMER.SUPPORT@DÜRR.COM



WHERE TO BUY?

All products can be obtained from our distributor network.
Contact us to find out your nearest Dürr industrial product supplier.



www.durr.com

LEADING IN PRODUCTION EFFICIENCY



Dürr Systems AG
Carl-Benz-Strasse 34
74321 Bietigheim-Bissingen
Germany

Phone +49 7142 78-1800
E-Mail INP.Customer.Support@durr.com



Subject to change. The information in this brochure contains only general descriptions or performance characteristics which may vary in actual cases. The requested performance parameters shall be binding only if they are explicitly agreed within the sales contract. © 2025 Dürr Systems AG