

LEADING IN
PRODUCTION
EFFICIENCY



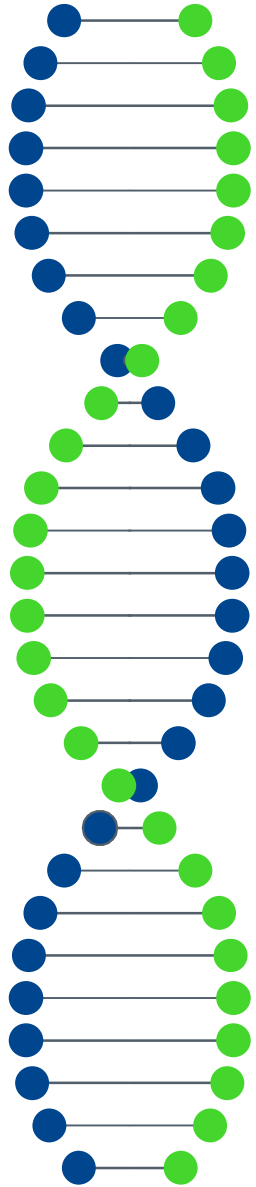
ready2integrate

October 23 – 24, 2019



October 24, 2019
Bietigheim-Bissingen

Dr. Lars Friedrich, CEO Application Technology, Dürr Systems AG



Our DNA



125 years of mechatronic excellence

Single-chamber
spray phosphating system, ~1930



More than **12.000**
technicians and university
graduates

4.000
Individual patents

Over **16.000**
employees in 108
branches and 32
countries

DÜRR 2020

125 years of mechatronic excellence

Market View

Customer challenges - our opportunities



AUTOMATION

Towards 100% automation



DIGITALIZATION / IIOT

IIOT solutions with clear value proposition



SUSTAINABILITY

VOC & CO₂ reduction, Material savings



SCALABILITY / FLEXIBILITY

Pay as you grow



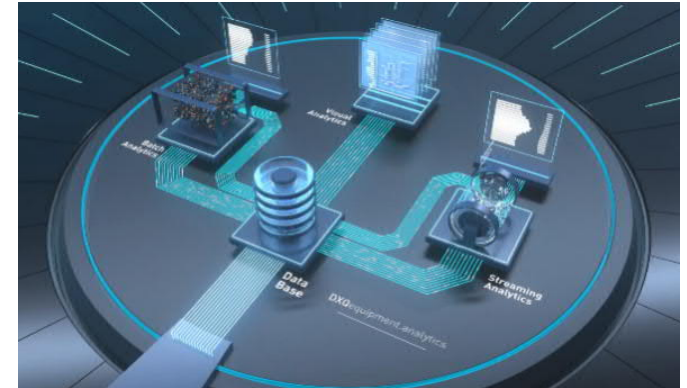
INDIVIDUALIZATION

Mass customization – lot size 1 at the volume price



**TRANSFORMATIVE CHANGE
OF OUR CUSTOMER
ENVIRONMENT**

Startups, Trade issues





from
automotive



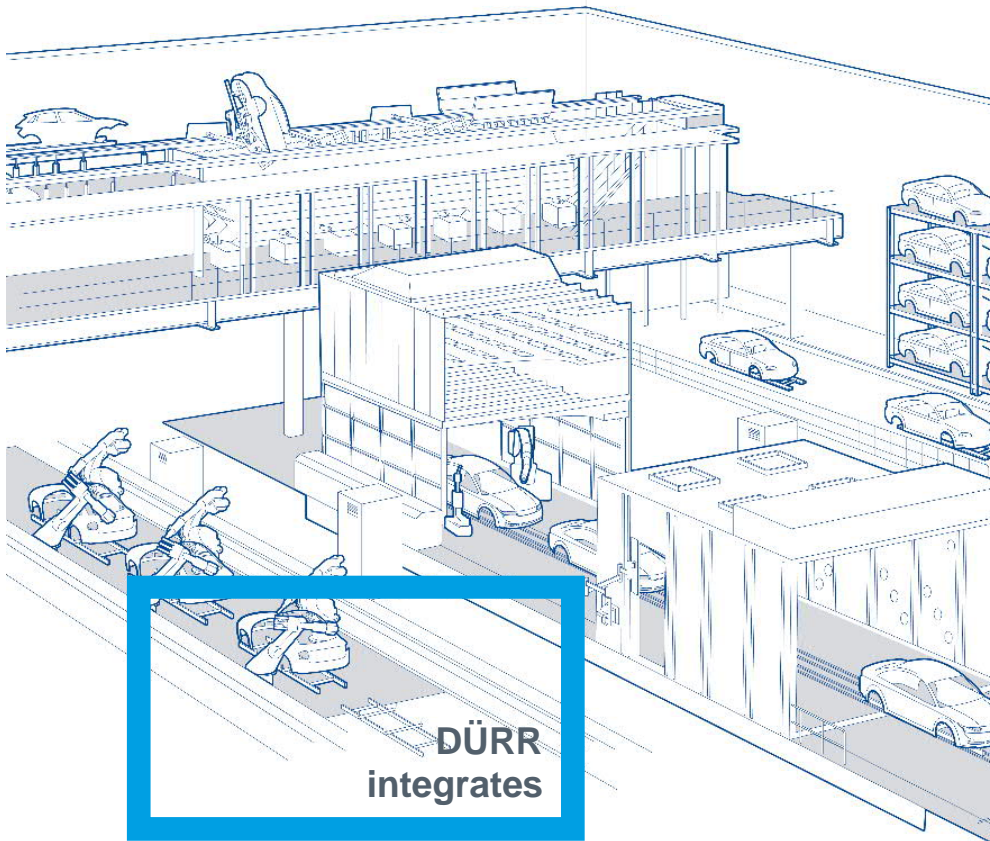
to general
industry

Automotive vs General Industry:

Different market – Different approach



Automotive OEM: Dürr as system integrator



General Industry: Dürr as product supplier





from
manual painting

A grayscale photograph of a person wearing a helmet, possibly a motorcycle helmet, with a blue-bordered text box overlaid on the left side. The text inside the box reads "to automatic application".

**to automatic
application**

A solid blue vertical rectangular bar.


Paint application expert is looking for professional integration partner

What does DÜRR bring to the table?

- Wide range of Dürr products
- Easy to integrate into customer lines
- Qualified and worldwide support

A solid blue vertical rectangular bar.

Success Stories



Success Stories




Integrator: Vitaliano Costa / Sollintellysys

Customer: Triangles

Products: 4 **EcoAUC** with **EcoBell**

Process: painting bicycle frames



Success Stories



Integrator: AVITECK

Customer: Rescoll

Products: ready2spray robot

Process: test lab for airplane fuselage painting



Success Stories



Integrator: Sapience Automation

Customer: Fountain Plating

Products: **EcoAUC**, **EcoPump9**,
EcoGun AS AUTO

Process: applying primer on airplane engine housings



Success Stories

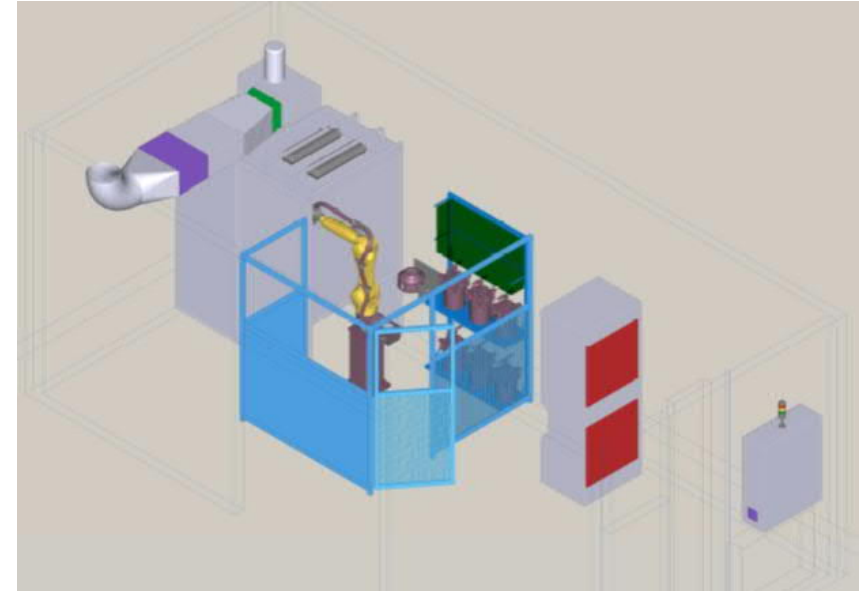


Integrator: Oerter

Customer: Chemische Werke Kluthe

Products: **EcoRP 10 R1100** robot

Process: Lab equipment for test panel coating



Success Stories



Integrator: Fluid Handling Solutions

Customer: Langstaff Ellis

Products: 8 automatic **EcoGuns**
3 **EcoPump** VP Packages
into a Homag flatbed machine
1 manual **EcoGun**

Process: Coating of wood panels for
furniture manufacturing



A solid blue vertical rectangular bar.

Products



ready2integrate concept

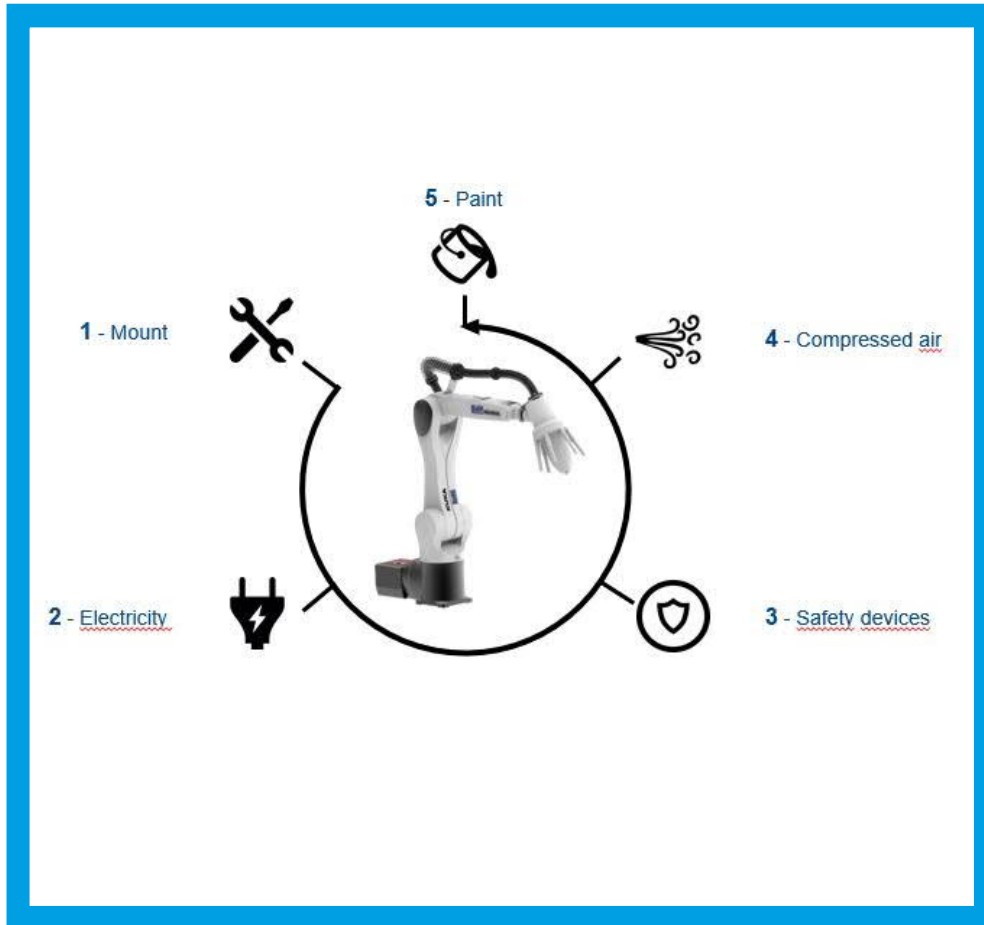
EcoAUC – Pre-engineered package for automated paint application



- Based on proven automotive hardware
- ready2integrate on any manipulator
- Compact control system with standardized interface to any third party controller
- Suitable for 1K / 2K processes with multiple colors and catalysts
- Modern user interface
- IIOT 4.0 and cloud connectivity

ready2spray concept

EcoRP 10 R1100 – ready2spray: The additional step beyond ready2integrate



- Unique fully configurable painting system – based on ready2integrate application products
- Simple set up of highly sophisticated products - simplicity without loss of quality
- Flexible control system for motion and processes
- Various interfaces to connect with third party devices

Catalogue

Complete product portfolio



- Large range of products and accessories available
- All products can also be ordered separately
- Webshop.durr.com

EcoFlow LPF

Low pressure flow regulators

Description
The EcoFlow LPF is a low pressure flow regulator designed to maintain downstream pressure in fluid supply systems. By controlling the fluid pressure to the required working pressure, application can prevent or prevented against pressure surges and pulsation from the external supply, while monitoring the required for the application process. Typical air/water and solvent-borne paints and inks are.

Product line

Part No.	1/2" (12.7mm) LPF	3/8" (9.5mm) LPF	1/4" (6.3mm) LPF	1/8" (3.2mm) LPF	1/16" (1.6mm) LPF
Part No.	8001000	8001001	8001002	8001003	8001004
Material	Aluminum	Aluminum	Aluminum	Aluminum	Aluminum
Connection (inlet/outlet)	1/2" (12.7mm) / 1/2" (12.7mm)	3/8" (9.5mm) / 3/8" (9.5mm)	1/4" (6.3mm) / 1/4" (6.3mm)	1/8" (3.2mm) / 1/8" (3.2mm)	1/16" (1.6mm) / 1/16" (1.6mm)
Flow rate (max)	100 l/min (2.8 gal/min)	50 l/min (14 gal/min)	25 l/min (7 gal/min)	12.5 l/min (3.4 gal/min)	6.25 l/min (1.7 gal/min)
Pressure range	0.5 - 1.0 bar (7.25 - 14.5 psi)	0.25 - 0.5 bar (3.625 - 7.25 psi)	0.125 - 0.25 bar (1.8125 - 3.625 psi)	0.0625 - 0.125 bar (0.90625 - 1.8125 psi)	0.03125 - 0.0625 bar (0.453125 - 0.90625 psi)
Pressure port	None	None	None	None	None

Part No.	1/2" (12.7mm) LPF	3/8" (9.5mm) LPF	1/4" (6.3mm) LPF	1/8" (3.2mm) LPF	1/16" (1.6mm) LPF
Part No.	8001005	8001006	8001007	8001008	8001009
Material	Aluminum	Aluminum	Aluminum	Aluminum	Aluminum
Connection (inlet/outlet)	1/2" (12.7mm) / 1/2" (12.7mm)	3/8" (9.5mm) / 3/8" (9.5mm)	1/4" (6.3mm) / 1/4" (6.3mm)	1/8" (3.2mm) / 1/8" (3.2mm)	1/16" (1.6mm) / 1/16" (1.6mm)
Flow rate (max)	100 l/min (2.8 gal/min)	50 l/min (14 gal/min)	25 l/min (7 gal/min)	12.5 l/min (3.4 gal/min)	6.25 l/min (1.7 gal/min)
Pressure range	0.5 - 1.0 bar (7.25 - 14.5 psi)	0.25 - 0.5 bar (3.625 - 7.25 psi)	0.125 - 0.25 bar (1.8125 - 3.625 psi)	0.0625 - 0.125 bar (0.90625 - 1.8125 psi)	0.03125 - 0.0625 bar (0.453125 - 0.90625 psi)
Pressure port	None	None	None	None	None

* Flow pressure range regulator range: 10

EcoPump VP

Air operated vertical piston pumps

Part No.	1/2" (12.7mm) VP	3/8" (9.5mm) VP	1/4" (6.3mm) VP	1/8" (3.2mm) VP
Part No.	8001010	8001011	8001012	8001013
Material	Aluminum	Aluminum	Aluminum	Aluminum
Connection (inlet/outlet)	1/2" (12.7mm) / 1/2" (12.7mm)	3/8" (9.5mm) / 3/8" (9.5mm)	1/4" (6.3mm) / 1/4" (6.3mm)	1/8" (3.2mm) / 1/8" (3.2mm)
Flow rate (max)	100 l/min (2.8 gal/min)	50 l/min (14 gal/min)	25 l/min (7 gal/min)	12.5 l/min (3.4 gal/min)
Pressure range	0.5 - 1.0 bar (7.25 - 14.5 psi)	0.25 - 0.5 bar (3.625 - 7.25 psi)	0.125 - 0.25 bar (1.8125 - 3.625 psi)	0.0625 - 0.125 bar (0.90625 - 1.8125 psi)
Pressure port	None	None	None	None

Part No.	1/2" (12.7mm) VP	3/8" (9.5mm) VP	1/4" (6.3mm) VP	1/8" (3.2mm) VP
Part No.	8001014	8001015	8001016	8001017
Material	Aluminum	Aluminum	Aluminum	Aluminum
Connection (inlet/outlet)	1/2" (12.7mm) / 1/2" (12.7mm)	3/8" (9.5mm) / 3/8" (9.5mm)	1/4" (6.3mm) / 1/4" (6.3mm)	1/8" (3.2mm) / 1/8" (3.2mm)
Flow rate (max)	100 l/min (2.8 gal/min)	50 l/min (14 gal/min)	25 l/min (7 gal/min)	12.5 l/min (3.4 gal/min)
Pressure range	0.5 - 1.0 bar (7.25 - 14.5 psi)	0.25 - 0.5 bar (3.625 - 7.25 psi)	0.125 - 0.25 bar (1.8125 - 3.625 psi)	0.0625 - 0.125 bar (0.90625 - 1.8125 psi)
Pressure port	None	None	None	None

* All HP pumps available from 000019

EcoPump VP

Air operated vertical piston pumps

Technical illustration

Functional principle

A piston is moving back and forth within a chamber during gas flow in a supply line and pumping in the opposite direction. In both cases the change over from suction to pumping is controlled by a 180° valve. Piston movement is controlled by the gas flow. Horizontal pumps work against a fluid gravity. Horizontal pumps do not have the limitation.

VP pump packing

Part No.	1/2" (12.7mm) VP	3/8" (9.5mm) VP	1/4" (6.3mm) VP	1/8" (3.2mm) VP
Part No.	8001018	8001019	8001020	8001021
Material	Aluminum	Aluminum	Aluminum	Aluminum
Connection (inlet/outlet)	1/2" (12.7mm) / 1/2" (12.7mm)	3/8" (9.5mm) / 3/8" (9.5mm)	1/4" (6.3mm) / 1/4" (6.3mm)	1/8" (3.2mm) / 1/8" (3.2mm)
Flow rate (max)	100 l/min (2.8 gal/min)	50 l/min (14 gal/min)	25 l/min (7 gal/min)	12.5 l/min (3.4 gal/min)
Pressure range	0.5 - 1.0 bar (7.25 - 14.5 psi)	0.25 - 0.5 bar (3.625 - 7.25 psi)	0.125 - 0.25 bar (1.8125 - 3.625 psi)	0.0625 - 0.125 bar (0.90625 - 1.8125 psi)
Pressure port	None	None	None	None

* All HP pumps available from 000019

1/2" (12.7mm) VP

1/2" (12.7mm) VP

Functional principle

Pressure regulators are either used to limit the pressure of the gas after the regulator flow regulator to its working or service pressure level. Before the regulator backpressure regulator, the flow regulator allows opening or compression of air on a diaphragm. If the pressure is higher than the force of the spring, the spring opens and the gas flows through the regulator. If the pressure is lower than the force of the spring, the spring holds the valve closed and the pressure on the inlet of the regulator increases the force of the spring. The valve starts to open, point flow and the pressure before the regulator decreases.



* All HP pumps available from 000019



**WE WISH YOU
EXCITING IMPRESSIONS &
INSPIRING CONVERSATIONS
AT DÜRR.**

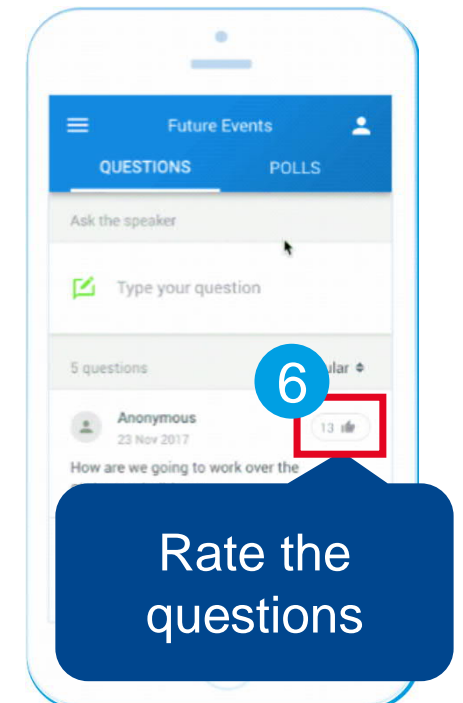
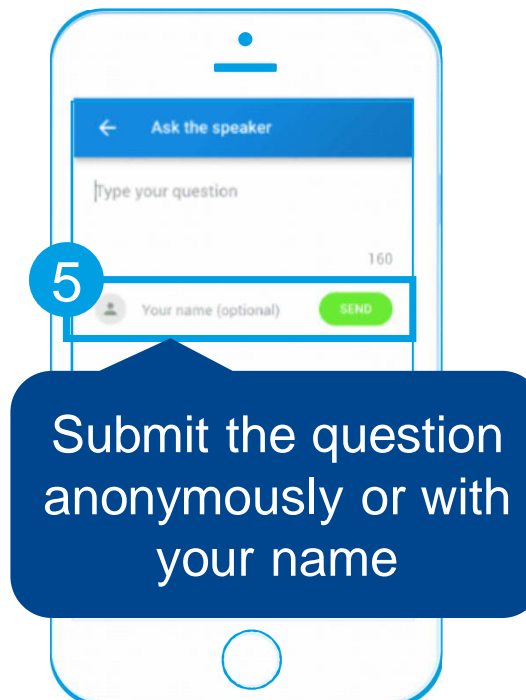
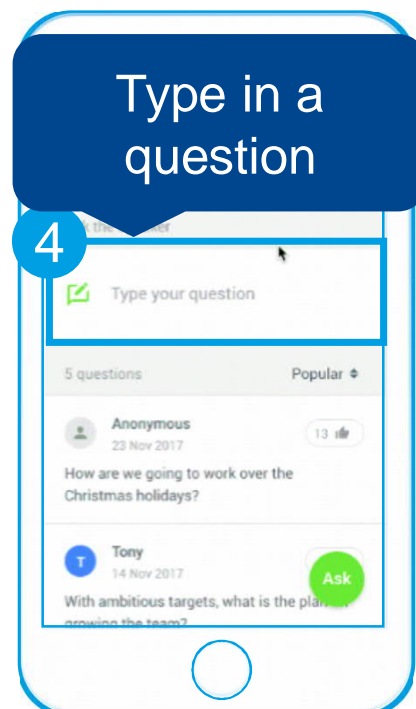
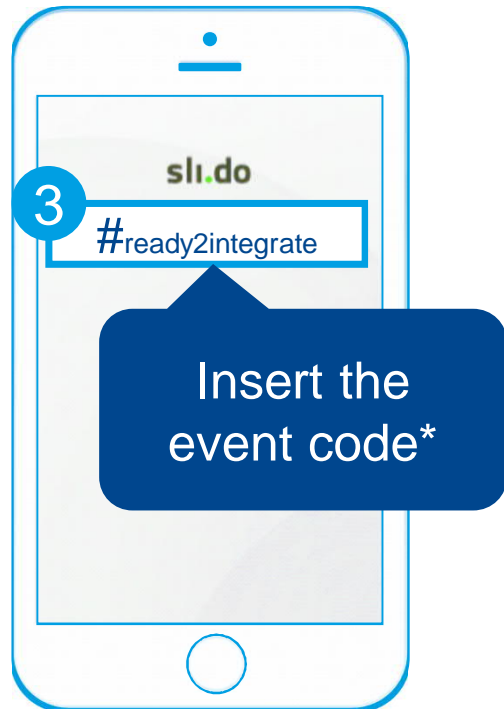
We are listening!



Ask your questions after the presentations
Ask your guides
Use slido for the final panel discussion
Event WiFi: DUERR-EVENT

1 Open your Browser

2 Open www.slido.com



*Event code: ready2integrate